

# COVIVIO S.A. FUTURE (FDRF) - EUX/202512

2023/06/06 18:36:23

Price  
**45.3264** EUR

Difference  1.12% (0.50)

### General attributes

Symbol	FDRFZ25
Exchange	Eurex
Currency	EUR
Security type	Future
Underlying	COVIVIO SA
Maturity	12-2025
Contract size	100

### Market data

Bid (Bid size)	- EUR (-)
Ask (Ask size)	- EUR (-)
Open	45.3264 EUR
High	45.3264 EUR
Low	45.3264 EUR
Close (prev. day)	44.8238 EUR
Underlying	COVIVIO SA
Underlying price (date)	47.14 (23/06/06)
Settlement price (date)	45.33 (23/06/06)
Open Interest	0

### Performance and Risk

	6m	1Y	3Y
Perf (%)	-16.90%	-	-
Perf (abs.)	-9.21	-	-
Beta	-	-	-
Volatility	32.98	31.84	31.84

### Futures and Options

Related Futures	-
Related Options	-

5Y












Information about previous performance does not guarantee future performance.  
Source: FactSet

### Price data

Ø price 5 days   Ø volume 5 days (pcs.)	44.5243 EUR (0)
Ø price 30 days   Ø volume 30 days (pcs.)	46.4063 EUR (0)
Ø price 100 days   Ø volume 100 days (pcs.)	52.0195 EUR (0)
Ø price 250 days   Ø volume 250 days (pcs.)	- EUR (0)
YTD High   date	62.4097 EUR (2023/02/02)
YTD Low   date	43.4796 EUR (2023/06/01)
52 Weeks High   date	62.4097 EUR (2023/02/02)
52 Weeks Low   date	43.4796 EUR (2023/06/01)

### Recent Research

on sector		on market	
Date		Headline	Download
2023/06/06		Global Equity Ratings	
2023/06/01		Global Equity Ratings	
2023/05/24		Global Equity Ratings	
2023/05/03		Global Equity Ratings	
2023/04/25		Global Equity Ratings	