

# ORACLE CORP. FUTURE (ORCF) - EUX/202512

2024/07/26 18:35:40

**Price**  
147.0206 USD

**Difference**  -0.77% (-1.14)

### General attributes

|               |             |
|---------------|-------------|
| Symbol        | ORCFZ25     |
| Exchange      | Eurex       |
| Currency      | USD         |
| Security type | Future      |
| Underlying    | ORACLE CORP |
| Maturity      | 12-2025     |
| Contract size | 100         |

### Market data

|                         |                   |
|-------------------------|-------------------|
| Bid (Bid size)          | - USD (-)         |
| Ask (Ask size)          | - USD (-)         |
| Open                    | 147.0206 USD      |
| High                    | 147.0206 USD      |
| Low                     | 147.0206 USD      |
| Close (prev. day)       | 148.1577 USD      |
| Underlying              | ORACLE CORP       |
| Underlying price (date) | 139.01 (24/07/26) |
| Settlement price (date) | 147.02 (24/07/26) |
| Open Interest           | 0                 |

### Performance and Risk

|             | 6m      | 1Y      | 3Y |
|-------------|---------|---------|----|
| Perf (%)    | +19.39% | +14.99% | -  |
| Perf (abs.) | +23.87  | +19.17  | -  |
| Beta        | -       | -       | -  |
| Volatility  | 32.99   | 33.35   | -  |

### Futures and Options

|                 |   |
|-----------------|---|
| Related Futures | - |
| Related Options | - |

5Y












Information about previous performance does not guarantee future performance.  
Source: FactSet

### Price data

|   |                           |
|---|---------------------------|
| Ø price 5 days   Ø volume 5 days (pcs.)     | 148.5115 USD (0)          |
| Ø price 30 days   Ø volume 30 days (pcs.)   | 150.4533 USD (0)          |
| Ø price 100 days   Ø volume 100 days (pcs.) | 136.4105 USD (0)          |
| Ø price 250 days   Ø volume 250 days (pcs.) | 126.8566 USD (0)          |
| YTD High   date                             | 153.4954 USD (2024/06/18) |
| YTD Low   date                              | 108.8628 USD (2024/01/03) |
| 52 Weeks High   date                        | 153.4954 USD (2024/06/18) |
| 52 Weeks Low   date                         | 107.4468 USD (2023/12/14) |

### Recent Research

| on underlying | on sector   | on market             |   |
|---------------|---|-----------------------|---|
| Date          |   | Headline              | Download  |
| 2024/07/24    |  | Global Equity Ratings |  |
| 2024/07/12    |  | Global Equity Ratings |  |
| 2024/06/21    |  | Global Equity Ratings |  |
| 2024/06/14    |  | Global Equity Ratings |  |
| 2024/05/29    |  | Global Equity Ratings |  |