

ORACLE CORP. FUTURE (ORCF) - EUX/202512

2024/07/26 18:35:40

Price
147.0206 USD
Difference  **-0.77% (-1.14)**

General attributes

Symbol ORCFZ25
Exchange Eurex
Currency USD
Security type Future
Underlying ORACLE CORP
Maturity 12-2025
Contract size 100

Market data

Bid (Bid size) - USD (-)
Ask (Ask size) - USD (-)
Open 147.0206 USD
High 147.0206 USD
Low 147.0206 USD
Close (prev. day) 148.1577 USD
Underlying ORACLE CORP
Underlying price (date) 139.01 (24/07/26)
Settlement price (date) 147.02 (24/07/26)
Open Interest 0

Performance and Risk

	6m	1Y	3Y
Perf (%)	+19.39%	+14.99%	-
Perf (abs.)	+23.87	+19.17	-
Beta	-	-	-
Volatility	32.99	33.35	-

Futures and Options

Related Futures -
Related Options -

5Y









Information about previous performance does not guarantee future performance.
 Source: FactSet

Price data

Ø price 5 days Ø volume 5 days (pcs.)	148.5115 USD (0)
Ø price 30 days Ø volume 30 days (pcs.)	150.4533 USD (0)
Ø price 100 days Ø volume 100 days (pcs.)	136.4105 USD (0)
Ø price 250 days Ø volume 250 days (pcs.)	126.8566 USD (0)
YTD High date	153.4954 USD (2024/06/18)
YTD Low date	108.8628 USD (2024/01/03)
52 Weeks High date	153.4954 USD (2024/06/18)
52 Weeks Low date	107.4468 USD (2023/12/14)

Recent Research

on underlying	on sector	on market	
Date		Headline	Download
2024/07/24		Global Equity Ratings	
2024/07/12		Global Equity Ratings	
2024/06/21		Global Equity Ratings	
2024/06/14		Global Equity Ratings	
2024/05/29		Global Equity Ratings	