

INTEL CORP. FUTURE (INTF) - EUX/202512

2024/09/17 18:46:00

Price
23.0051 USDDifference  8.43% (1.79)

General attributes

Symbol	INTFZ25
Exchange	Eurex
Currency	USD
Security type	Future
Underlying	INTEL CORP.
Maturity	12-2025
Contract size	100

Market data

Bid (Bid size)	- USD (-)
Ask (Ask size)	- USD (-)
Open	23.0051 USD
High	23.0051 USD
Low	23.0051 USD
Close (prev. day)	21.216 USD
Underlying	INTEL CORP.
Underlying price (date)	21.335 (24/09/18)
Settlement price (date)	23.01 (24/09/17)
Open Interest	0

Performance and Risk

	6m	1Y	3Y
Perf (%)	-49.82%	-44.61%	-
Perf (abs.)	-22.84	-18.53	-
Beta	-	-	-
Volatility	60.49	50.56	-

Futures and Options

Related Futures	-
Related Options	-












Information about previous performance does not guarantee future performance.
Source: FactSet

Price data

Ø price 5 days Ø volume 5 days (pcs.)	20.9019 USD (0)
Ø price 30 days Ø volume 30 days (pcs.)	21.1474 USD (0)
Ø price 100 days Ø volume 100 days (pcs.)	29.1706 USD (0)
Ø price 250 days Ø volume 250 days (pcs.)	38.4167 USD (0)
YTD High date	53.3942 USD (2024/01/25)
YTD Low date	19.4350 USD (2024/09/10)
52 Weeks High date	54.2276 USD (2023/12/27)
52 Weeks Low date	19.4350 USD (2024/09/10)

Recent Research

on underlying	on sector	on market	
Date		Headline	Download
2024/09/11		Global Equity Ratings	
2024/09/05		Global Equity Ratings	
2024/08/12		Global Equity Ratings	
2024/07/24		Global Equity Ratings	
2024/07/12		Global Equity Ratings	