

# TEMENOS AG FUTURE (TEMF) - EUX/202512

2024/07/18 18:34:42

Price  
**65.7733** CHF

Difference  0.56% (0.36)

### General attributes

Symbol	TEMFZ25
Exchange	Eurex
Currency	CHF
Security type	Future
Underlying	TEMENOS GROUP AG
Maturity	12-2025
Contract size	100

### Market data

Bid (Bid size)	- CHF (-)
Ask (Ask size)	- CHF (-)
Open	65.7733 CHF
High	65.7733 CHF
Low	65.7733 CHF
Close (prev. day)	65.4101 CHF
Underlying	TEMENOS GROUP AG
Underlying price (date)	65.85 (24/07/18)
Settlement price (date)	65.77 (24/07/18)
Open Interest	0

### Performance and Risk

	6m	1Y	3Y
Perf (%)	-15.62%	-12.18%	-
Perf (abs.)	-12.11	-9.07	-
Beta	-	-	-
Volatility	64.71	48.58	-

### Futures and Options

Related Futures	-
Related Options	-

5Y











Information about previous performance does not guarantee future performance.  
Source: FactSet

### Price data

Ø price 5 days   Ø volume 5 days (pcs.)	65.2071 CHF (0)
Ø price 30 days   Ø volume 30 days (pcs.)	62.3139 CHF (0)
Ø price 100 days   Ø volume 100 days (pcs.)	61.5884 CHF (0)
Ø price 250 days   Ø volume 250 days (pcs.)	68.0296 CHF (0)
YTD High   date	89.4787 CHF (2024/02/05)
YTD Low   date	53.0889 CHF (2024/05/08)
52 Weeks High   date	89.4787 CHF (2024/02/05)
52 Weeks Low   date	53.0889 CHF (2024/05/08)

### Recent Research

on sector		on market	
Date		Headline	Download
2024/07/18		Akciové trhy - denní zpráva	
2024/07/17		Akciové trhy - denní zpráva	
2024/07/16		Akciové trhy - denní zpráva	
2024/07/15		Akciové trhy - denní zpráva	
2024/07/12		Global Equity Ratings	