

# ANHEU.-BUSCH IN.STOCK TRACKING FUTURE (1ITK) - EUX/202512

2024/08/30 18:39:01

5Y

**Price**  
**57.7824** EUR  
**Difference**  **-0.46% (-0.27)**

**General attributes**

**Symbol** 1ITKZ25  
**Exchange** Eurex  
**Currency** EUR  
**Security type** Future  
**Underlying** ANHEUSER-BUSCH INBEV SA  
**Maturity** 12-2025  
**Contract size** 100

**Market data**

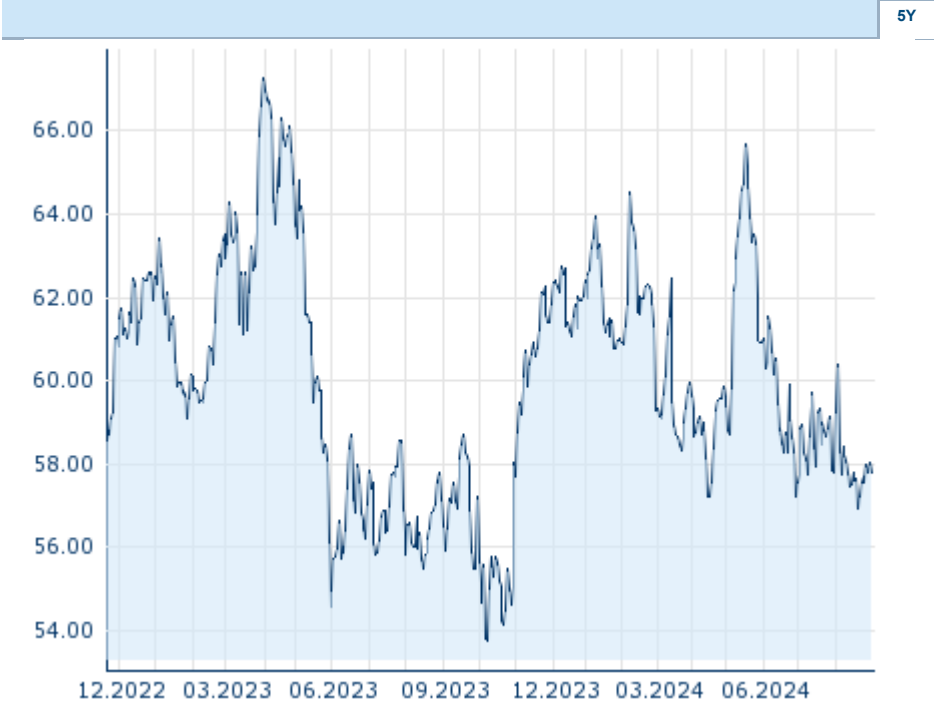
**Bid (Bid size)** - EUR (-)  
**Ask (Ask size)** - EUR (-)  
**Open** 57.7824 EUR  
**High** 57.7824 EUR  
**Low** 57.7824 EUR  
**Close (prev. day)** 58.0517 EUR  
**Underlying** ANHEUSER-BUSCH INBEV SA  
**Underlying price (date)** 55.30 (24/08/30)  
**Settlement price (date)** 57.78 (24/08/30)  
**Open Interest** 0

**Performance and Risk**

	6m	1Y	3Y
Perf (%)	-2.54%	-0.03%	-
Perf (abs.)	-1.51	-0.02	-
Beta	-	-	-
Volatility	18.43	18.53	-

**Futures and Options**

**Related Futures** -  
**Related Options** -












Information about previous performance does not guarantee future performance.  
 Source: FactSet

**Price data**

Ø price 5 days   Ø volume 5 days (pcs.)	57.8278 EUR (0)
Ø price 30 days   Ø volume 30 days (pcs.)	58.0836 EUR (0)
Ø price 100 days   Ø volume 100 days (pcs.)	59.5004 EUR (0)
Ø price 250 days   Ø volume 250 days (pcs.)	59.6907 EUR (0)
YTD High   date	65.6856 EUR (2024/05/17)
YTD Low   date	56.9008 EUR (2024/08/20)
52 Weeks High   date	65.6856 EUR (2024/05/17)
52 Weeks Low   date	53.7458 EUR (2023/10/09)

**Recent Research**

on underlying	on sector	on market	
<b>Date</b>		<b>Headline</b>	<b>Download</b>
2024/08/12		Global Equity Ratings	
2024/07/24		Global Equity Ratings	
2024/07/12		Global Equity Ratings	
2024/06/21		Global Equity Ratings	
2024/06/14		Global Equity Ratings	