

HOLCIM LTD. FUTURE (HOLI) - EUX/202512

2024/04/19 18:42:00

Price
73.9429 CHF

Difference  **-0.37% (-0.28)**

General attributes

Symbol	HOLIZ25
Exchange	Eurex
Currency	CHF
Security type	Future
Underlying	HOLCIM LTD.
Maturity	12-2025
Contract size	100

Market data

Bid (Bid size)	- CHF (-)
Ask (Ask size)	- CHF (-)
Open	73.9429 CHF
High	73.9429 CHF
Low	73.9429 CHF
Close (prev. day)	74.2185 CHF
Underlying	HOLCIM LTD.
Underlying price (date)	77.54 (24/04/19)
Settlement price (date)	73.94 (24/04/19)
Open Interest	0

Performance and Risk

	6m	1Y	3Y
Perf (%)	+37.29%	+34.74%	-
Perf (abs.)	+20.09	+19.07	-
Beta	-	-	-
Volatility	17.65	18.37	-

Futures and Options

Related Futures	-
Related Options	-

5Y












Information about previous performance does not guarantee future performance.
Source: FactSet

Price data

Ø price 5 days Ø volume 5 days (pcs.)	74.5415 CHF (0)
Ø price 30 days Ø volume 30 days (pcs.)	75.2859 CHF (0)
Ø price 100 days Ø volume 100 days (pcs.)	66.7903 CHF (0)
Ø price 250 days Ø volume 250 days (pcs.)	60.6135 CHF (0)
YTD High date	78.1521 CHF (2024/03/28)
YTD Low date	60.0149 CHF (2024/01/23)
52 Weeks High date	78.1521 CHF (2024/03/28)
52 Weeks Low date	52.1782 CHF (2023/10/20)

Recent Research

on sector		on market	
Date		Headline	Download
2024/04/03		Global Equity Ratings	
2024/03/13		Global Equity Ratings	
2024/02/22		Global Equity Ratings	
2024/02/14		Global Equity Ratings	
2024/01/23		Global Equity Ratings	