

ACERINOX SA (CE FAB.ACERO IN.) FUTURE (ACEF) - EUX/202512

2024/09/18 18:40:10

Price
9.5304 EUR
 Difference  1.10% (0.10)

General attributes

Symbol	ACEFZ25
Exchange	Eurex
Currency	EUR
Security type	Future
Underlying	ACERINOX SA
Maturity	12-2025
Contract size	100

Market data

Bid (Bid size)	- EUR (-)
Ask (Ask size)	- EUR (-)
Open	9.5304 EUR
High	9.5304 EUR
Low	9.5304 EUR
Close (prev. day)	9.427 EUR
Underlying	ACERINOX SA
Underlying price (date)	9.47 (24/09/18)
Settlement price (date)	9.53 (24/09/18)
Open Interest	0

Performance and Risk

	6m	1Y	3Y
Perf (%)	+2.95%	+3.27%	-
Perf (abs.)	+0.27	+0.30	-
Beta	-	-	-
Volatility	21.10	22.08	-

Futures and Options

Related Futures	-
Related Options	-

5Y








Information about previous performance does not guarantee future performance.
 Source: FactSet

Price data

Ø price 5 days Ø volume 5 days (pcs.)	9.2262 EUR (0)
Ø price 30 days Ø volume 30 days (pcs.)	9.2537 EUR (0)
Ø price 100 days Ø volume 100 days (pcs.)	9.6590 EUR (0)
Ø price 250 days Ø volume 250 days (pcs.)	9.6839 EUR (0)
YTD High date	10.4943 EUR (2024/05/16)
YTD Low date	8.9673 EUR (2024/09/11)
52 Weeks High date	10.4943 EUR (2024/05/16)
52 Weeks Low date	8.6545 EUR (2023/10/23)

Recent Research

on sector		on market	
Date		Headline	Download
2024/09/11		Global Equity Ratings	
2024/09/05		Global Equity Ratings	
2024/08/12		Global Equity Ratings	
2024/07/24		Global Equity Ratings	
2024/07/12		Global Equity Ratings	