

ASML HOLDING N.V. FUTURE (ASMH) - EUX/202512

2024/09/13 18:34:55

Price
756.4919 EURDifference  1.61% (12.02)

General attributes

Symbol	ASMHZ25
Exchange	Eurex
Currency	EUR
Security type	Future
Underlying	ASML HOLDING N.V.
Maturity	12-2025
Contract size	100

Market data

Bid (Bid size)	- EUR (-)
Ask (Ask size)	- EUR (-)
Open	756.4919 EUR
High	756.4919 EUR
Low	756.4919 EUR
Close (prev. day)	744.4708 EUR
Underlying	ASML HOLDING N.V.
Underlying price (date)	734.00 (24/09/13)
Settlement price (date)	756.49 (24/09/13)
Open Interest	0

Performance and Risk

	6m	1Y	3Y
Perf (%)	-20.24%	+21.53%	-
Perf (abs.)	-188.97	+131.90	-
Beta	-	-	-
Volatility	42.26	37.01	-

Futures and Options

Related Futures	-
Related Options	-

1,000.00

900.00

800.00

700.00

600.00

12.2022 04.2023 08.2023 12.2023 04.2024 08.2024










5Y

Information about previous performance does not guarantee future performance.
Source: FactSet

Price data

Ø price 5 days Ø volume 5 days (pcs.)	710.9668 EUR (0)
Ø price 30 days Ø volume 30 days (pcs.)	804.7089 EUR (0)
Ø price 100 days Ø volume 100 days (pcs.)	901.3847 EUR (0)
Ø price 250 days Ø volume 250 days (pcs.)	815.9833 EUR (0)
YTD High date	1,046.7683 EUR (2024/07/12)
YTD Low date	669.6304 EUR (2024/01/03)
52 Weeks High date	1,046.7683 EUR (2024/07/12)
52 Weeks Low date	575.2789 EUR (2023/09/26)

Recent Research

on underlying	on sector	on market		
Date			Headline	Download
2024/09/11			Global Equity Ratings	
2024/09/05			Global Equity Ratings	
2024/08/12			Global Equity Ratings	
2024/07/24			Global Equity Ratings	
2024/07/12			Global Equity Ratings	