

ASML HOLDING N.V. FUTURE (ASMH) - EUX/202512

2024/07/26 18:34:53

Price
852.7112 EURDifference  2.63% (21.89)

General attributes

Symbol	ASMHZ25
Exchange	Eurex
Currency	EUR
Security type	Future
Underlying	ASML HOLDING N.V.
Maturity	12-2025
Contract size	100

Market data

Bid (Bid size)	- EUR (-)
Ask (Ask size)	- EUR (-)
Open	852.7112 EUR
High	852.7112 EUR
Low	852.7112 EUR
Close (prev. day)	830.8235 EUR
Underlying	ASML HOLDING N.V.
Underlying price (date)	820.50 (24/07/26)
Settlement price (date)	852.71 (24/07/26)
Open Interest	0

Performance and Risk

	6m	1Y	3Y
Perf (%)	+2.55%	+29.49%	-
Perf (abs.)	+21.17	+194.19	-
Beta	-	-	-
Volatility	36.28	32.69	-

Futures and Options

Related Futures	-
Related Options	-

1,000.00

900.00

800.00

700.00

600.00

12.2022 03.2023 06.2023 09.2023 12.2023 03.2024 06.2024

5Y












Information about previous performance does not guarantee future performance.
Source: FactSet

Price data

Ø price 5 days Ø volume 5 days (pcs.)	865.5780 EUR (0)
Ø price 30 days Ø volume 30 days (pcs.)	980.1807 EUR (0)
Ø price 100 days Ø volume 100 days (pcs.)	941.5405 EUR (0)
Ø price 250 days Ø volume 250 days (pcs.)	792.3764 EUR (0)
YTD High date	1,046.7683 EUR (2024/07/12)
YTD Low date	669.6304 EUR (2024/01/03)
52 Weeks High date	1,046.7683 EUR (2024/07/12)
52 Weeks Low date	575.2789 EUR (2023/09/26)

Recent Research

on underlying	on sector	on market	
Date		Headline	Download
2024/07/24		Global Equity Ratings	
2024/07/12		Global Equity Ratings	
2024/06/21		Global Equity Ratings	
2024/06/14		Global Equity Ratings	
2024/05/29		Global Equity Ratings	