

ASML HOLDING N.V. FUTURE (ASMH) - EUX/202512

2024/05/10 18:28:55

Price
903.7087 EURDifference  2.01% (17.79)

General attributes

Symbol	ASMHZ25
Exchange	Eurex
Currency	EUR
Security type	Future
Underlying	ASML HOLDING N.V.
Maturity	12-2025
Contract size	100

Market data

Bid (Bid size)	- EUR (-)
Ask (Ask size)	- EUR (-)
Open	903.7087 EUR
High	903.7087 EUR
Low	903.7087 EUR
Close (prev. day)	885.9234 EUR
Underlying	ASML HOLDING N.V.
Underlying price (date)	864.50 (24/05/10)
Settlement price (date)	903.71 (24/05/10)
Open Interest	0

Performance and Risk

	6m	1Y	3Y
Perf (%)	+40.82%	+41.51%	-
Perf (abs.)	+261.96	+265.10	-
Beta	-	-	-
Volatility	31.89	30.78	-

Futures and Options

Related Futures	-
Related Options	-












Information about previous performance does not guarantee future performance.
Source: FactSet

Price data

Ø price 5 days Ø volume 5 days (pcs.)	889.8961 EUR (0)
Ø price 30 days Ø volume 30 days (pcs.)	907.2218 EUR (0)
Ø price 100 days Ø volume 100 days (pcs.)	853.1307 EUR (0)
Ø price 250 days Ø volume 250 days (pcs.)	735.0480 EUR (0)
YTD High date	993.9934 EUR (2024/03/07)
YTD Low date	669.6304 EUR (2024/01/03)
52 Weeks High date	993.9934 EUR (2024/03/07)
52 Weeks Low date	575.2789 EUR (2023/09/26)

Recent Research

on underlying	on sector	on market	
Date		Headline	Download
2024/04/26		Global Equity Ratings	
2024/04/03		Global Equity Ratings	
2024/03/13		Global Equity Ratings	
2024/02/22		Global Equity Ratings	
2024/02/14		Global Equity Ratings	