

RWE AG FUTURE (RWEH) - EUX/202512

2023/10/04 18:55:33

Price
33.8369 EURDifference  0.22% (0.07)

General attributes

Symbol	RWEHZ25
Exchange	Eurex
Currency	EUR
Security type	Future
Underlying	RWE AG
Maturity	12-2025
Contract size	100

Market data

Bid (Bid size)	- EUR (-)
Ask (Ask size)	- EUR (-)
Open	33.8369 EUR
High	33.8369 EUR
Low	33.8369 EUR
Close (prev. day)	33.763 EUR
Underlying	RWE AG
Underlying price (date)	32.80 (23/10/04)
Settlement price (date)	33.84 (23/10/04)
Open Interest	0

Performance and Risk

	6m	1Y	3Y
Perf (%)	-16.11%	-	-
Perf (abs.)	-6.50	-	-
Beta	-	-	-
Volatility	19.20	21.09	21.09

Futures and Options

Related Futures	-
Related Options	-











5Y

Information about previous performance does not guarantee future performance.
Source: FactSet

Price data

Ø price 5 days Ø volume 5 days (pcs.)	35.0260 EUR (0)
Ø price 30 days Ø volume 30 days (pcs.)	38.0034 EUR (0)
Ø price 100 days Ø volume 100 days (pcs.)	40.4175 EUR (0)
Ø price 250 days Ø volume 250 days (pcs.)	- EUR (0)
YTD High date	44.6540 EUR (2023/05/12)
YTD Low date	33.7630 EUR (2023/10/03)
52 Weeks High date	44.6540 EUR (2023/05/12)
52 Weeks Low date	33.7630 EUR (2023/10/03)

Recent Research

on underlying		on sector		on market	
Date				Headline	Download
2023/09/29				Global Equity Ratings	
2023/09/08				Global Equity Ratings	
2023/08/22				Global Equity Ratings	
2023/08/17				Global Equity Ratings	
2023/08/09				Global Equity Ratings	