

EXPEDIA GROUP INC. FUTURE (EXDF) - EUX/202512

2024/07/11 19:04:11

Price
137.1425 USD

Difference  **-0.05% (-0.07)**

General attributes

Symbol	EXDFZ25
Exchange	Eurex
Currency	USD
Security type	Future
Underlying	EXPEDIA GROUP INC
Maturity	12-2025
Contract size	100

Market data

Bid (Bid size)	- USD (-)
Ask (Ask size)	- USD (-)
Open	137.1425 USD
High	137.1425 USD
Low	137.1425 USD
Close (prev. day)	137.213 USD
Underlying	EXPEDIA GROUP INC
Underlying price (date)	127.42 (24/07/11)
Settlement price (date)	137.14 (24/07/11)
Open Interest	0

Performance and Risk

	6m	1Y	3Y
Perf (%)	-17.46%	+8.09%	-
Perf (abs.)	-29.03	+10.27	-
Beta	-	-	-
Volatility	41.46	43.74	-

Futures and Options

Related Futures	-
Related Options	-

5Y











Information about previous performance does not guarantee future performance.
Source: FactSet

Price data

Ø price 5 days Ø volume 5 days (pcs.)	134.3712 USD (0)
Ø price 30 days Ø volume 30 days (pcs.)	131.7156 USD (0)
Ø price 100 days Ø volume 100 days (pcs.)	136.9728 USD (0)
Ø price 250 days Ø volume 250 days (pcs.)	136.2256 USD (0)
YTD High date	170.4766 USD (2024/02/08)
YTD Low date	117.5317 USD (2024/05/29)
52 Weeks High date	170.4766 USD (2024/02/08)
52 Weeks Low date	103.2389 USD (2023/11/01)

Recent Research

on sector		on market	
Date		Headline	Download
2024/06/21		Global Equity Ratings	
2024/06/14		Global Equity Ratings	
2024/05/29		Global Equity Ratings	
2024/04/26		Global Equity Ratings	
2024/04/03		Global Equity Ratings	