

BASF SE FUTURE (BASG) - EUX/202512

2024/09/17 18:45:43

Price
43.8598 EUR

Difference  1.92% (0.82)

General attributes

Symbol	BASGZ25
Exchange	Eurex
Currency	EUR
Security type	Future
Underlying	BASF SE
Maturity	12-2025
Contract size	100

Market data

Bid (Bid size)	- EUR (-)
Ask (Ask size)	- EUR (-)
Open	43.8598 EUR
High	43.8598 EUR
Low	43.8598 EUR
Close (prev. day)	43.035 EUR
Underlying	BASF SE
Underlying price (date)	45.44 (24/09/18)
Settlement price (date)	43.86 (24/09/17)
Open Interest	0

Performance and Risk

	6m	1Y	3Y
Perf (%)	-7.30%	-4.23%	-
Perf (abs.)	-3.46	-1.94	-
Beta	-	-	-
Volatility	21.88	23.63	-

Futures and Options

Related Futures	-
Related Options	-

5Y












Information about previous performance does not guarantee future performance.
Source: FactSet

Price data

Ø price 5 days Ø volume 5 days (pcs.)	42.8750 EUR (0)
Ø price 30 days Ø volume 30 days (pcs.)	43.0929 EUR (0)
Ø price 100 days Ø volume 100 days (pcs.)	45.3409 EUR (0)
Ø price 250 days Ø volume 250 days (pcs.)	44.6802 EUR (0)
YTD High date	52.8317 EUR (2024/04/04)
YTD Low date	40.1024 EUR (2024/01/22)
52 Weeks High date	52.8317 EUR (2024/04/04)
52 Weeks Low date	39.5430 EUR (2023/10/25)

Recent Research

on underlying	on sector	on market	
Date		Headline	Download
2024/09/11		Global Equity Ratings	
2024/09/05		Global Equity Ratings	
2024/08/12		Global Equity Ratings	
2024/07/24		Global Equity Ratings	
2024/07/12		Global Equity Ratings	