

BASF SE FUTURE (BASG) - EUX/202512

2024/07/26 18:34:55

Price
43.5865 EUR

Difference  -2.49% (-1.11)

General attributes

Symbol	BASGZ25
Exchange	Eurex
Currency	EUR
Security type	Future
Underlying	BASF SE
Maturity	12-2025
Contract size	100

Market data

Bid (Bid size)	- EUR (-)
Ask (Ask size)	- EUR (-)
Open	43.5865 EUR
High	43.5865 EUR
Low	43.5865 EUR
Close (prev. day)	44.6989 EUR
Underlying	BASF SE
Underlying price (date)	43.735 (24/07/26)
Settlement price (date)	43.59 (24/07/26)
Open Interest	0

Performance and Risk

	6m	1Y	3Y
Perf (%)	+1.26%	-7.56%	-
Perf (abs.)	+0.54	-3.56	-
Beta	-	-	-
Volatility	21.95	23.54	-

Futures and Options

Related Futures	-
Related Options	-

5Y











Information about previous performance does not guarantee future performance.
Source: FactSet

Price data

Ø price 5 days Ø volume 5 days (pcs.)	44.4451 EUR (0)
Ø price 30 days Ø volume 30 days (pcs.)	44.8671 EUR (0)
Ø price 100 days Ø volume 100 days (pcs.)	47.7410 EUR (0)
Ø price 250 days Ø volume 250 days (pcs.)	45.0146 EUR (0)
YTD High date	52.8317 EUR (2024/04/04)
YTD Low date	40.1024 EUR (2024/01/22)
52 Weeks High date	52.8317 EUR (2024/04/04)
52 Weeks Low date	39.5430 EUR (2023/10/25)

Recent Research

on underlying	on sector	on market	
Date		Headline	Download
2024/07/24		Global Equity Ratings	
2024/07/12		Global Equity Ratings	
2024/06/21		Global Equity Ratings	
2024/06/14		Global Equity Ratings	
2024/05/29		Global Equity Ratings	