

SANOFI S.A. STOCK TRACKING FUTURE (1SNW) - EUX/202512

2024/05/03 18:33:17

Price
97.1381 EUR
 Difference  -0.77% (-0.76)

General attributes

Symbol	1SNWZ25
Exchange	Eurex
Currency	EUR
Security type	Future
Underlying	SANOFI S.A.
Maturity	12-2025
Contract size	100

Market data

Bid (Bid size)	- EUR (-)
Ask (Ask size)	- EUR (-)
Open	97.1381 EUR
High	97.1381 EUR
Low	97.1381 EUR
Close (prev. day)	97.8965 EUR
Underlying	SANOFI S.A.
Underlying price (date)	91.30 (24/05/03)
Settlement price (date)	97.14 (24/05/03)
Open Interest	0

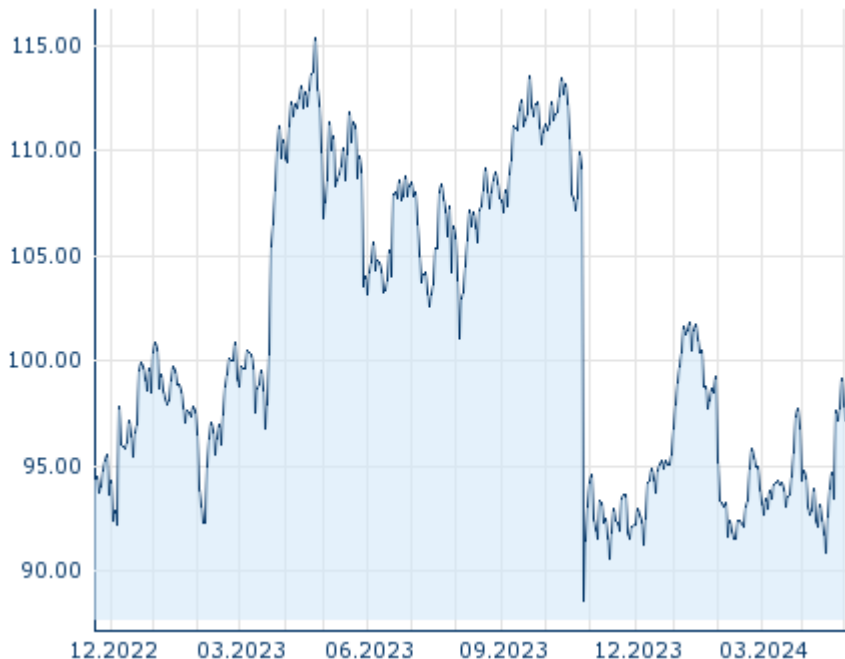
Performance and Risk

	6m	1Y	3Y
Perf (%)	+5.00%	-9.71%	-
Perf (abs.)	+4.63	-10.44	-
Beta	-	-	-
Volatility	17.03	27.97	-

Futures and Options

Related Futures	-
Related Options	-

5Y








Information about previous performance does not guarantee future performance.
 Source: FactSet

Price data

Ø price 5 days Ø volume 5 days (pcs.)	97.8303 EUR (0)
Ø price 30 days Ø volume 30 days (pcs.)	94.6685 EUR (0)
Ø price 100 days Ø volume 100 days (pcs.)	95.3901 EUR (0)
Ø price 250 days Ø volume 250 days (pcs.)	101.0551 EUR (0)
YTD High date	101.8525 EUR (2024/01/12)
YTD Low date	90.8725 EUR (2024/04/18)
52 Weeks High date	113.5892 EUR (2023/09/20)
52 Weeks Low date	88.6030 EUR (2023/10/27)

Recent Research

on underlying	on sector	on market	
Date		Headline	Download
2024/04/26		Global Equity Ratings	
2024/04/03		Global Equity Ratings	
2024/03/13		Global Equity Ratings	
2024/02/22		Global Equity Ratings	
2024/02/14		Global Equity Ratings	