


NIKE INC. FUTURE (NKEF) - EUX/202512

2024/10/18 19:07:20

Price
85.4018 USD

Difference  **-1.16% (-1.00)**

General attributes

Symbol	NKEFZ25
Exchange	Eurex
Currency	USD
Security type	Future
Underlying	NIKE INC. 'B'
Maturity	12-2025
Contract size	100

Market data

Bid (Bid size)	- USD (-)
Ask (Ask size)	- USD (-)
Open	85.4018 USD
High	85.4018 USD
Low	85.4018 USD
Close (prev. day)	86.4048 USD
Underlying	NIKE INC. 'B'
Underlying price (date)	82.92 (24/10/18)
Settlement price (date)	85.40 (24/10/18)
Open Interest	0

Performance and Risk

	6m	1Y	3Y
Perf (%)	-15.59%	-24.09%	-
Perf (abs.)	-15.77	-27.10	-
Beta	-	-	-
Volatility	40.44	35.57	-

Futures and Options

Related Futures	-
Related Options	-







Information about previous performance does not guarantee future performance.
 Source: FactSet

Price data

Ø price 5 days Ø volume 5 days (pcs.)	85.2630 USD (0)
Ø price 30 days Ø volume 30 days (pcs.)	85.5120 USD (0)
Ø price 100 days Ø volume 100 days (pcs.)	85.3939 USD (0)
Ø price 250 days Ø volume 250 days (pcs.)	99.1644 USD (0)
YTD High date	113.8405 USD (2024/01/02)
YTD Low date	74.2611 USD (2024/08/05)
52 Weeks High date	131.3346 USD (2023/12/20)
52 Weeks Low date	74.2611 USD (2024/08/05)

Recent Research

on underlying		on sector		on market	
Date		Headline		Download	
2024/09/27		Global Equity Ratings			
2024/09/11		Global Equity Ratings			
2024/09/05		Global Equity Ratings			
2024/08/12		Global Equity Ratings			
2024/07/24		Global Equity Ratings			