

# NIKE INC. FUTURE (NKEF) - EUX/202512

2024/05/02 18:23:53

**Price**  
**97.3002** USD  
 Difference  -1.32% (-1.30)

**General attributes**

|               |               |
|---------------|---------------|
| Symbol        | NKEFZ25       |
| Exchange      | Eurex         |
| Currency      | USD           |
| Security type | Future        |
| Underlying    | NIKE INC. 'B' |
| Maturity      | 12-2025       |
| Contract size | 100           |

**Market data**

|                         |                  |
|-------------------------|------------------|
| Bid (Bid size)          | - USD (-)        |
| Ask (Ask size)          | - USD (-)        |
| Open                    | 97.3002 USD      |
| High                    | 97.3002 USD      |
| Low                     | 97.3002 USD      |
| Close (prev. day)       | 98.6047 USD      |
| Underlying              | NIKE INC. 'B'    |
| Underlying price (date) | 92.41 (24/05/02) |
| Settlement price (date) | 97.30 (24/05/02) |
| Open Interest           | 0                |

**Performance and Risk**

|             | 6m      | 1Y      | 3Y |
|-------------|---------|---------|----|
| Perf (%)    | -13.92% | -28.43% | -  |
| Perf (abs.) | -15.74  | -38.66  | -  |
| Beta        | -       | -       | -  |
| Volatility  | 28.98   | 27.60   | -  |

**Futures and Options**

|                 |   |
|-----------------|---|
| Related Futures | - |
| Related Options | - |

5Y









Information about previous performance does not guarantee future performance.  
 Source: FactSet

**Price data**

|                                             |                           |
|---------------------------------------------|---------------------------|
| Ø price 5 days   Ø volume 5 days (pcs.)     | 99.1590 USD (0)           |
| Ø price 30 days   Ø volume 30 days (pcs.)   | 99.3391 USD (0)           |
| Ø price 100 days   Ø volume 100 days (pcs.) | 108.4776 USD (0)          |
| Ø price 250 days   Ø volume 250 days (pcs.) | 112.0583 USD (0)          |
| YTD High   date                             | 113.8405 USD (2024/01/02) |
| YTD Low   date                              | 94.8723 USD (2024/04/10)  |
| 52 Weeks High   date                        | 136.4454 USD (2023/05/08) |
| 52 Weeks Low   date                         | 94.8723 USD (2024/04/10)  |

**Recent Research**

| on underlying | on sector                                                                           | on market             |                                                                                       |
|---------------|-------------------------------------------------------------------------------------|-----------------------|---------------------------------------------------------------------------------------|
| Date          |                                                                                     | Headline              | Download                                                                              |
| 2024/04/26    |  | Global Equity Ratings |  |
| 2024/04/03    |  | Global Equity Ratings |  |
| 2024/03/13    |  | Global Equity Ratings |  |
| 2024/02/22    |  | Global Equity Ratings |  |
| 2024/02/14    |  | Global Equity Ratings |  |