

# AIRBUS SE FUTURE (EADF) - EUX/202512

2024/07/17 18:45:34

**Price**  
**137.0422** EUR

**Difference**  **-0.89% (-1.23)**

### General attributes

Symbol	EADFZ25
Exchange	Eurex
Currency	EUR
Security type	Future
Underlying	AIRBUS SE
Maturity	12-2025
Contract size	101

### Market data

Bid (Bid size)	- EUR (-)
Ask (Ask size)	- EUR (-)
Open	137.0422 EUR
High	137.0422 EUR
Low	137.0422 EUR
Close (prev. day)	138.274 EUR
Underlying	AIRBUS SE
Underlying price (date)	132.08 (24/07/17)
Settlement price (date)	137.04 (24/07/17)
Open Interest	0

### Performance and Risk

	6m	1Y	3Y
Perf (%)	-9.46%	-2.69%	-
Perf (abs.)	-14.44	-3.82	-
Beta	-	-	-
Volatility	23.76	21.59	-

### Futures and Options

Related Futures	-
Related Options	-

5Y










Information about previous performance does not guarantee future performance.  
Source: FactSet

### Price data

Ø price 5 days   Ø volume 5 days (pcs.)	138.2318 EUR (0)
Ø price 30 days   Ø volume 30 days (pcs.)	146.4327 EUR (0)
Ø price 100 days   Ø volume 100 days (pcs.)	160.7615 EUR (0)
Ø price 250 days   Ø volume 250 days (pcs.)	149.2948 EUR (0)
YTD High   date	177.9606 EUR (2024/03/27)
YTD Low   date	133.9271 EUR (2024/06/28)
52 Weeks High   date	177.9606 EUR (2024/03/27)
52 Weeks Low   date	127.8607 EUR (2023/10/20)

### Recent Research

on sector		on market	
Date		Headline	Download
2024/07/12		Global Equity Ratings	
2024/06/21		Global Equity Ratings	
2024/06/14		Global Equity Ratings	
2024/05/29		Global Equity Ratings	
2024/04/26		Global Equity Ratings	