

# ACCOR S.A. FUTURE (ACRI) - EUX/202512

2024/06/06 19:00:08

Price  
**39.9985** EUR

Difference  -0.33% (-0.13)

### General attributes

Symbol	ACRIZ25
Exchange	Eurex
Currency	EUR
Security type	Future
Underlying	ACCOR S.A.
Maturity	12-2025
Contract size	100

### Market data

Bid (Bid size)	- EUR (-)
Ask (Ask size)	- EUR (-)
Open	39.9985 EUR
High	39.9985 EUR
Low	39.9985 EUR
Close (prev. day)	40.1301 EUR
Underlying	ACCOR S.A.
Underlying price (date)	39.12 (24/06/06)
Settlement price (date)	40.00 (24/06/06)
Open Interest	0

### Performance and Risk

	6m	1Y	3Y
Perf (%)	+18.82%	+20.50%	-
Perf (abs.)	+6.36	+6.83	-
Beta	-	-	-
Volatility	19.38	19.61	-

### Futures and Options

Related Futures	-
Related Options	-

5Y












Information about previous performance does not guarantee future performance.  
Source: FactSet

### Price data

Ø price 5 days   Ø volume 5 days (pcs.)	39.9382 EUR (0)
Ø price 30 days   Ø volume 30 days (pcs.)	41.0430 EUR (0)
Ø price 100 days   Ø volume 100 days (pcs.)	40.0629 EUR (0)
Ø price 250 days   Ø volume 250 days (pcs.)	36.4568 EUR (0)
YTD High   date	43.6928 EUR (2024/03/26)
YTD Low   date	34.7698 EUR (2024/01/05)
52 Weeks High   date	415.0866 EUR (2023/12/14)
52 Weeks Low   date	30.2406 EUR (2023/11/06)

### Recent Research

on sector		on market	
Date		Headline	Download
2024/05/29		Global Equity Ratings	
2024/04/26		Global Equity Ratings	
2024/04/03		Global Equity Ratings	
2024/03/13		Global Equity Ratings	
2024/02/22		Global Equity Ratings	