

# AMADEUS IT GROUP S.A. FUTURE (AI3F) - EUX/202512

2024/05/15 18:23:24

Price  
**66.6028** EUR

Difference  0.53% (0.35)

### General attributes

Symbol	AI3FZ25
Exchange	Eurex
Currency	EUR
Security type	Future
Underlying	AMADEUS IT GROUP SA
Maturity	12-2025
Contract size	100

### Market data

Bid (Bid size)	- EUR (-)
Ask (Ask size)	- EUR (-)
Open	66.6028 EUR
High	66.6028 EUR
Low	66.6028 EUR
Close (prev. day)	66.2504 EUR
Underlying	AMADEUS IT GROUP SA
Underlying price (date)	64.66 (24/05/15)
Settlement price (date)	66.60 (24/05/15)
Open Interest	0

### Performance and Risk

	6m	1Y	3Y
Perf (%)	+2.64%	-5.05%	-
Perf (abs.)	+1.71	-3.54	-
Beta	-	-	-
Volatility	22.26	21.51	-

### Futures and Options

Related Futures	-
Related Options	-






Information about previous performance does not guarantee future performance.  
Source: FactSet

### Price data

Ø price 5 days   Ø volume 5 days (pcs.)	65.1706 EUR (0)
Ø price 30 days   Ø volume 30 days (pcs.)	60.8903 EUR (0)
Ø price 100 days   Ø volume 100 days (pcs.)	62.8664 EUR (0)
Ø price 250 days   Ø volume 250 days (pcs.)	65.2210 EUR (0)
YTD High   date	68.3159 EUR (2024/01/26)
YTD Low   date	56.0361 EUR (2024/02/29)
52 Weeks High   date	74.4492 EUR (2023/06/16)
52 Weeks Low   date	55.6435 EUR (2023/10/26)

### Recent Research

on underlying	on sector	on market	
Date		Headline	Download
2023/10/27		Global Equity Ratings	
2023/09/29		Global Equity Ratings	
2023/09/08		Global Equity Ratings	
2023/08/22		Global Equity Ratings	
2023/08/17		Global Equity Ratings	