

AMADEUS IT GROUP S.A. FUTURE (AI3F) - EUX/202512

2024/05/03 18:32:38

Price
61.2722 EUR

Difference  -2.39% (-1.50)

General attributes

Symbol	AI3FZ25
Exchange	Eurex
Currency	EUR
Security type	Future
Underlying	AMADEUS IT GROUP SA
Maturity	12-2025
Contract size	100

Market data

Bid (Bid size)	- EUR (-)
Ask (Ask size)	- EUR (-)
Open	61.2722 EUR
High	61.2722 EUR
Low	61.2722 EUR
Close (prev. day)	62.775 EUR
Underlying	AMADEUS IT GROUP SA
Underlying price (date)	59.56 (24/05/03)
Settlement price (date)	61.27 (24/05/03)
Open Interest	0

Performance and Risk

	6m	1Y	3Y
Perf (%)	+3.43%	-7.91%	-
Perf (abs.)	+2.03	-5.27	-
Beta	-	-	-
Volatility	22.95	21.26	-

Futures and Options

Related Futures	-
Related Options	-










5Y

Information about previous performance does not guarantee future performance.
Source: FactSet

Price data

Ø price 5 days Ø volume 5 days (pcs.)	61.6553 EUR (0)
Ø price 30 days Ø volume 30 days (pcs.)	59.9480 EUR (0)
Ø price 100 days Ø volume 100 days (pcs.)	63.1950 EUR (0)
Ø price 250 days Ø volume 250 days (pcs.)	65.4465 EUR (0)
YTD High date	68.3159 EUR (2024/01/26)
YTD Low date	56.0361 EUR (2024/02/29)
52 Weeks High date	74.4492 EUR (2023/06/16)
52 Weeks Low date	55.6435 EUR (2023/10/26)

Recent Research

on underlying	on sector	on market	
Date		Headline	Download
2023/10/27		Global Equity Ratings	
2023/09/29		Global Equity Ratings	
2023/09/08		Global Equity Ratings	
2023/08/22		Global Equity Ratings	
2023/08/17		Global Equity Ratings	