

# COMMERZBANK AG FUTURE (CBKH) - EUX/202512

2024/04/26 18:31:00

Price  
**14.2136** EUR

Difference  0.34% (0.05)

### General attributes

|               |                |
|---------------|----------------|
| Symbol        | CBKHZ25        |
| Exchange      | Eurex          |
| Currency      | EUR            |
| Security type | Future         |
| Underlying    | COMMERZBANK AG |
| Maturity      | 12-2025        |
| Contract size | 100            |

### Market data

|                         |                   |
|-------------------------|-------------------|
| Bid (Bid size)          | - EUR (-)         |
| Ask (Ask size)          | - EUR (-)         |
| Open                    | 14.2136 EUR       |
| High                    | 14.2136 EUR       |
| Low                     | 14.2136 EUR       |
| Close (prev. day)       | 14.1648 EUR       |
| Underlying              | COMMERZBANK AG    |
| Underlying price (date) | 14.105 (24/04/26) |
| Settlement price (date) | 14.21 (24/04/26)  |
| Open Interest           | 0                 |

### Performance and Risk

|             | 6m      | 1Y      | 3Y |
|-------------|---------|---------|----|
| Perf (%)    | +39.75% | +32.07% | -  |
| Perf (abs.) | +4.04   | +3.45   | -  |
| Beta        | -       | -       | -  |
| Volatility  | 28.31   | 32.88   | -  |

### Futures and Options

|                 |   |
|-----------------|---|
| Related Futures | - |
| Related Options | - |

5Y









Information about previous performance does not guarantee future performance.  
Source: FactSet

### Price data

|   |                          |
|---|--------------------------|
| Ø price 5 days   Ø volume 5 days (pcs.)     | 13.9737 EUR (0)          |
| Ø price 30 days   Ø volume 30 days (pcs.)   | 13.0363 EUR (0)          |
| Ø price 100 days   Ø volume 100 days (pcs.) | 11.5164 EUR (0)          |
| Ø price 250 days   Ø volume 250 days (pcs.) | 10.8675 EUR (0)          |
| YTD High   date                             | 14.2136 EUR (2024/04/26) |
| YTD Low   date                              | 10.2094 EUR (2024/02/08) |
| 52 Weeks High   date                        | 14.2136 EUR (2024/04/26) |
| 52 Weeks Low   date                         | 9.2313 EUR (2023/09/07)  |

### Recent Research

| on underlying | on sector   | on market             |   |
|---------------|---|-----------------------|---|
| Date          |   | Headline              | Download  |
| 2022/05/04    |  | Global Equity Ratings |  |
| 2022/04/27    |  | Global Equity Ratings |  |
| 2022/04/14    |  | Global Equity Ratings |  |
| 2022/03/29    |  | Global Equity Ratings |  |
| 2022/03/10    |  | Global Equity Ratings |  |