

THALES S.A. FUTURE (CSFF) - EUX/202512

2024/06/14 18:38:44

Price
154.9676 EUR

Difference  -7.00% (-11.66)

General attributes

Symbol	CSFFZ25
Exchange	Eurex
Currency	EUR
Security type	Future
Underlying	THALES S.A.
Maturity	12-2025
Contract size	100

Market data

Bid (Bid size)	- EUR (-)
Ask (Ask size)	- EUR (-)
Open	154.9676 EUR
High	154.9676 EUR
Low	154.9676 EUR
Close (prev. day)	166.628 EUR
Underlying	THALES S.A.
Underlying price (date)	150.30 (24/06/14)
Settlement price (date)	154.97 (24/06/14)
Open Interest	0

Performance and Risk

	6m	1Y	3Y
Perf (%)	+12.17%	+11.95%	-
Perf (abs.)	+16.81	+16.54	-
Beta	-	-	-
Volatility	27.59	24.58	-

Futures and Options

Related Futures	-
Related Options	-

5Y












Information about previous performance does not guarantee future performance.
Source: FactSet

Price data

Ø price 5 days Ø volume 5 days (pcs.)	167.4464 EUR (0)
Ø price 30 days Ø volume 30 days (pcs.)	170.4606 EUR (0)
Ø price 100 days Ø volume 100 days (pcs.)	155.7825 EUR (0)
Ø price 250 days Ø volume 250 days (pcs.)	147.1352 EUR (0)
YTD High date	179.1613 EUR (2024/06/07)
YTD Low date	134.5355 EUR (2024/02/13)
52 Weeks High date	179.1613 EUR (2024/06/07)
52 Weeks Low date	133.1177 EUR (2023/10/06)

Recent Research

on sector		on market	
Date		Headline	Download
2024/06/14		Global Equity Ratings	
2024/05/29		Global Equity Ratings	
2024/04/26		Global Equity Ratings	
2024/04/03		Global Equity Ratings	
2024/03/13		Global Equity Ratings	