

## KONE OYJ FUTURE (KC4L) - EUX/202512

2024/05/20 19:00:45

Price  
**50.4883** EURDifference  -2.06% (-1.06)

## General attributes

Symbol	KC4LZ25
Exchange	Eurex
Currency	EUR
Security type	Future
Underlying	KONE OYJ
Maturity	12-2025
Contract size	100

## Market data

Bid (Bid size)	- EUR (-)
Ask (Ask size)	- EUR (-)
Open	50.4883 EUR
High	50.4883 EUR
Low	50.4883 EUR
Close (prev. day)	51.5484 EUR
Underlying	KONE OYJ
Underlying price (date)	48.92 (24/05/21)
Settlement price (date)	50.49 (24/05/20)
Open Interest	0

## Performance and Risk

	6m	1Y	3Y
Perf (%)	+20.70%	-3.37%	-
Perf (abs.)	+8.66	-1.76	-
Beta	-	-	-
Volatility	23.02	23.46	-

## Futures and Options

Related Futures	-
Related Options	-












Information about previous performance does not guarantee future performance.  
Source: FactSet

## Price data

Ø price 5 days   Ø volume 5 days (pcs.)	51.2014 EUR (0)
Ø price 30 days   Ø volume 30 days (pcs.)	47.0303 EUR (0)
Ø price 100 days   Ø volume 100 days (pcs.)	45.3943 EUR (0)
Ø price 250 days   Ø volume 250 days (pcs.)	44.6665 EUR (0)
YTD High   date	52.3277 EUR (2024/05/16)
YTD Low   date	42.1090 EUR (2024/01/17)
52 Weeks High   date	52.9702 EUR (2023/06/02)
52 Weeks Low   date	38.3597 EUR (2023/10/24)

## Recent Research

on underlying	on sector	on market	
Date		Headline	Download
2023/10/27		Global Equity Ratings	
2023/09/29		Global Equity Ratings	
2023/09/08		Global Equity Ratings	
2023/08/22		Global Equity Ratings	
2023/08/17		Global Equity Ratings	