

KONE OYJ FUTURE (KC4L) - EUX/202512

2024/04/30 18:39:30

Price
46.8364 EURDifference  -1.00% (-0.47)

General attributes

Symbol	KC4LZ25
Exchange	Eurex
Currency	EUR
Security type	Future
Underlying	KONE OYJ
Maturity	12-2025
Contract size	100

Market data

Bid (Bid size)	- EUR (-)
Ask (Ask size)	- EUR (-)
Open	46.8364 EUR
High	46.8364 EUR
Low	46.8364 EUR
Close (prev. day)	47.3072 EUR
Underlying	KONE OYJ
Underlying price (date)	45.80 (24/04/30)
Settlement price (date)	46.84 (24/04/30)
Open Interest	0

Performance and Risk

	6m	1Y	3Y
Perf (%)	+16.40%	-12.45%	-
Perf (abs.)	+6.60	-6.66	-
Beta	-	-	-
Volatility	23.02	23.16	-

Futures and Options

Related Futures	-
Related Options	-












Information about previous performance does not guarantee future performance.
Source: FactSet

Price data

Ø price 5 days Ø volume 5 days (pcs.)	46.2159 EUR (0)
Ø price 30 days Ø volume 30 days (pcs.)	44.5679 EUR (0)
Ø price 100 days Ø volume 100 days (pcs.)	44.3308 EUR (0)
Ø price 250 days Ø volume 250 days (pcs.)	44.7621 EUR (0)
YTD High date	47.3072 EUR (2024/04/29)
YTD Low date	42.1090 EUR (2024/01/17)
52 Weeks High date	54.6081 EUR (2023/05/08)
52 Weeks Low date	38.3597 EUR (2023/10/24)

Recent Research

on underlying	on sector	on market	
Date		Headline	Download
2023/10/27		Global Equity Ratings	
2023/09/29		Global Equity Ratings	
2023/09/08		Global Equity Ratings	
2023/08/22		Global Equity Ratings	
2023/08/17		Global Equity Ratings	