

L'OREAL FUTURE (LORF) - EUX/202512

2024/08/30 18:36:55

Price
407.3146 EURDifference  -0.57% (-2.32)

General attributes

Symbol	LORFZ25
Exchange	Eurex
Currency	EUR
Security type	Future
Underlying	L'OREAL S.A.
Maturity	12-2025
Contract size	100

Market data

Bid (Bid size)	- EUR (-)
Ask (Ask size)	- EUR (-)
Open	407.3146 EUR
High	407.3146 EUR
Low	407.3146 EUR
Close (prev. day)	409.6344 EUR
Underlying	L'OREAL S.A.
Underlying price (date)	396.60 (24/08/30)
Settlement price (date)	407.31 (24/08/30)
Open Interest	0

Performance and Risk

	6m	1Y	3Y
Perf (%)	-10.75%	-5.97%	-
Perf (abs.)	-49.08	-25.86	-
Beta	-	-	-
Volatility	19.32	20.25	-

Futures and Options

Related Futures	-
Related Options	-












Information about previous performance does not guarantee future performance.
Source: FactSet

Price data

Ø price 5 days Ø volume 5 days (pcs.)	405.7241 EUR (0)
Ø price 30 days Ø volume 30 days (pcs.)	402.2715 EUR (0)
Ø price 100 days Ø volume 100 days (pcs.)	437.2106 EUR (0)
Ø price 250 days Ø volume 250 days (pcs.)	439.7748 EUR (0)
YTD High date	476.4797 EUR (2024/05/14)
YTD Low date	387.2912 EUR (2024/08/12)
52 Weeks High date	476.4797 EUR (2024/05/14)
52 Weeks Low date	387.2912 EUR (2024/08/12)

Recent Research

on underlying	on sector	on market	
Date		Headline	Download
2024/08/12		Global Equity Ratings	
2024/07/24		Global Equity Ratings	
2024/07/12		Global Equity Ratings	
2024/06/21		Global Equity Ratings	
2024/06/14		Global Equity Ratings	