

## L'OREAL FUTURE (LORF) - EUX/202512

2024/08/15 18:48:17

Price  
**395.0858** EURDifference  0.97% (3.78)

## General attributes

|               |              |
|---------------|--------------|
| Symbol        | LORFZ25      |
| Exchange      | Eurex        |
| Currency      | EUR          |
| Security type | Future       |
| Underlying    | L'OREAL S.A. |
| Maturity      | 12-2025      |
| Contract size | 100          |

## Market data

|                         |                   |
|-------------------------|-------------------|
| Bid (Bid size)          | - EUR (-)         |
| Ask (Ask size)          | - EUR (-)         |
| Open                    | 395.0858 EUR      |
| High                    | 395.0858 EUR      |
| Low                     | 395.0858 EUR      |
| Close (prev. day)       | 391.3048 EUR      |
| Underlying              | L'OREAL S.A.      |
| Underlying price (date) | 383.85 (24/08/16) |
| Settlement price (date) | 395.09 (24/08/15) |
| Open Interest           | 0                 |

## Performance and Risk

|             | 6m      | 1Y     | 3Y |
|-------------|---------|--------|----|
| Perf (%)    | -12.58% | -8.74% | -  |
| Perf (abs.) | -56.87  | -37.83 | -  |
| Beta        | -       | -      | -  |
| Volatility  | 19.29   | 20.28  | -  |

## Futures and Options

|                 |   |
|-----------------|---|
| Related Futures | - |
| Related Options | - |













Information about previous performance does not guarantee future performance.  
Source: FactSet

## Price data

|   |                           |
|---|---------------------------|
| Ø price 5 days   Ø volume 5 days (pcs.)     | 390.9698 EUR (0)          |
| Ø price 30 days   Ø volume 30 days (pcs.)   | 408.9278 EUR (0)          |
| Ø price 100 days   Ø volume 100 days (pcs.) | 440.8731 EUR (0)          |
| Ø price 250 days   Ø volume 250 days (pcs.) | 440.8162 EUR (0)          |
| YTD High   date                             | 476.4797 EUR (2024/05/14) |
| YTD Low   date                              | 387.2912 EUR (2024/08/12) |
| 52 Weeks High   date                        | 476.4797 EUR (2024/05/14) |
| 52 Weeks Low   date                         | 387.2912 EUR (2024/08/12) |

## Recent Research

| on underlying | on sector   | on market             |   |
|---------------|---|-----------------------|---|
| Date          |   | Headline              | Download  |
| 2024/08/12    |  | Global Equity Ratings |  |
| 2024/07/24    |  | Global Equity Ratings |  |
| 2024/07/12    |  | Global Equity Ratings |  |
| 2024/06/21    |  | Global Equity Ratings |  |
| 2024/06/14    |  | Global Equity Ratings |  |