

L'OREAL FUTURE (LORF) - EUX/202512

2024/08/15 18:48:17

Price
395.0858 EURDifference  0.97% (3.78)

General attributes

Symbol	LORFZ25
Exchange	Eurex
Currency	EUR
Security type	Future
Underlying	L'OREAL S.A.
Maturity	12-2025
Contract size	100

Market data

Bid (Bid size)	- EUR (-)
Ask (Ask size)	- EUR (-)
Open	395.0858 EUR
High	395.0858 EUR
Low	395.0858 EUR
Close (prev. day)	391.3048 EUR
Underlying	L'OREAL S.A.
Underlying price (date)	384.90 (24/08/16)
Settlement price (date)	395.09 (24/08/15)
Open Interest	0

Performance and Risk

	6m	1Y	3Y
Perf (%)	-12.58%	-8.74%	-
Perf (abs.)	-56.87	-37.83	-
Beta	-	-	-
Volatility	19.29	20.28	-

Futures and Options

Related Futures	-
Related Options	-












Information about previous performance does not guarantee future performance.
Source: FactSet

Price data

Ø price 5 days Ø volume 5 days (pcs.)	390.9698 EUR (0)
Ø price 30 days Ø volume 30 days (pcs.)	408.9278 EUR (0)
Ø price 100 days Ø volume 100 days (pcs.)	440.8731 EUR (0)
Ø price 250 days Ø volume 250 days (pcs.)	440.8162 EUR (0)
YTD High date	476.4797 EUR (2024/05/14)
YTD Low date	387.2912 EUR (2024/08/12)
52 Weeks High date	476.4797 EUR (2024/05/14)
52 Weeks Low date	387.2912 EUR (2024/08/12)

Recent Research

on underlying	on sector	on market	
Date		Headline	Download
2024/08/12		Global Equity Ratings	
2024/07/24		Global Equity Ratings	
2024/07/12		Global Equity Ratings	
2024/06/21		Global Equity Ratings	
2024/06/14		Global Equity Ratings	