

L'OREAL FUTURE (LORF) - EUX/202512

2024/07/26 18:35:32

Price
412.8919 EURDifference  1.66% (6.74)

General attributes

Symbol	LORFZ25
Exchange	Eurex
Currency	EUR
Security type	Future
Underlying	L'OREAL S.A.
Maturity	12-2025
Contract size	100

Market data

Bid (Bid size)	- EUR (-)
Ask (Ask size)	- EUR (-)
Open	412.8919 EUR
High	412.8919 EUR
Low	412.8919 EUR
Close (prev. day)	406.1488 EUR
Underlying	L'OREAL S.A.
Underlying price (date)	398.80 (24/07/26)
Settlement price (date)	412.89 (24/07/26)
Open Interest	0

Performance and Risk

	6m	1Y	3Y
Perf (%)	-9.97%	-4.35%	-
Perf (abs.)	-45.75	-18.79	-
Beta	-	-	-
Volatility	21.55	20.07	-

Futures and Options



















Related Futures	-
Related Options	-



Price data

Ø price 5 days Ø volume 5 days (pcs.)	414.9424 EUR (0)
Ø price 30 days Ø volume 30 days (pcs.)	431.1882 EUR (0)
Ø price 100 days Ø volume 100 days (pcs.)	449.2321 EUR (0)
Ø price 250 days Ø volume 250 days (pcs.)	442.6373 EUR (0)
YTD High date	476.4797 EUR (2024/05/14)
YTD Low date	406.1488 EUR (2024/07/25)
52 Weeks High date	476.4797 EUR (2024/05/14)
52 Weeks Low date	399.5129 EUR (2023/10/20)

Recent Research

on underlying		on sector		on market	
Date				Headline	Download
2024/07/24				Global Equity Ratings	
2024/07/12				Global Equity Ratings	
2024/06/21				Global Equity Ratings	
2024/06/14				Global Equity Ratings	
2024/05/29				Global Equity Ratings	