

L'OREAL FUTURE (LORF) - EUX/202512

2024/04/18 18:31:25

Price
436.3832 EURDifference  1.33% (5.75)

General attributes

Symbol	LORFZ25
Exchange	Eurex
Currency	EUR
Security type	Future
Underlying	L'OREAL S.A.
Maturity	12-2025
Contract size	100

Market data

Bid (Bid size)	- EUR (-)
Ask (Ask size)	- EUR (-)
Open	436.3832 EUR
High	436.3832 EUR
Low	436.3832 EUR
Close (prev. day)	430.6375 EUR
Underlying	L'OREAL S.A.
Underlying price (date)	423.60 (24/04/18)
Settlement price (date)	436.38 (24/04/18)
Open Interest	0

Performance and Risk

	6m	1Y	3Y
Perf (%)	+8.19%	-2.33%	-
Perf (abs.)	+33.05	-10.41	-
Beta	-	-	-
Volatility	20.10	19.82	-

Futures and Options

Related Futures	-
Related Options	-

5Y












Information about previous performance does not guarantee future performance.
Source: FactSet

Price data

Ø price 5 days Ø volume 5 days (pcs.)	429.5770 EUR (0)
Ø price 30 days Ø volume 30 days (pcs.)	444.7824 EUR (0)
Ø price 100 days Ø volume 100 days (pcs.)	451.9236 EUR (0)
Ø price 250 days Ø volume 250 days (pcs.)	439.2746 EUR (0)
YTD High date	470.0969 EUR (2024/02/05)
YTD Low date	422.9284 EUR (2024/04/08)
52 Weeks High date	470.0969 EUR (2024/02/05)
52 Weeks Low date	399.5129 EUR (2023/10/20)

Recent Research

on underlying	on sector	on market	
Date		Headline	Download
2024/04/03		Global Equity Ratings	
2024/03/13		Global Equity Ratings	
2024/02/22		Global Equity Ratings	
2024/02/14		Global Equity Ratings	
2024/01/23		Global Equity Ratings	