

EDP - ENERGIAS DE PORTUGAL SA FUTURE (EDPF) - EUX/202512

2024/07/26 18:35:10

Price
3.7726 EURDifference  1.29% (0.05)

General attributes

Symbol	EDPFZ25
Exchange	Eurex
Currency	EUR
Security type	Future
Underlying	EDP-ENERGIAS DE PORTUGAL SA
Maturity	12-2025
Contract size	100

Market data

Bid (Bid size)	- EUR (-)
Ask (Ask size)	- EUR (-)
Open	3.7726 EUR
High	3.7726 EUR
Low	3.7726 EUR
Close (prev. day)	3.7246 EUR
Underlying	EDP-ENERGIAS DE PORTUGAL SA
Underlying price (date)	3.776 (24/07/26)
Settlement price (date)	3.77 (24/07/26)
Open Interest	0

Performance and Risk

	6m	1Y	3Y
Perf (%)	-3.40%	-14.73%	-
Perf (abs.)	-0.13	-0.65	-
Beta	-	-	-
Volatility	26.95	25.84	-

Futures and Options

Related Futures	-
Related Options	-

5Y












Information about previous performance does not guarantee future performance.
Source: FactSet

Price data

Ø price 5 days Ø volume 5 days (pcs.)	3.7115 EUR (0)
Ø price 30 days Ø volume 30 days (pcs.)	3.6109 EUR (0)
Ø price 100 days Ø volume 100 days (pcs.)	3.5692 EUR (0)
Ø price 250 days Ø volume 250 days (pcs.)	3.8451 EUR (0)
YTD High date	4.4637 EUR (2024/01/09)
YTD Low date	3.2677 EUR (2024/03/21)
52 Weeks High date	4.4937 EUR (2023/12/14)
52 Weeks Low date	3.2677 EUR (2024/03/21)

Recent Research

on underlying	on sector	on market		
Date			Headline	Download
2022/12/19			Global Equity Ratings	
2022/11/28			Global Equity Ratings	
2022/11/18			Global Equity Ratings	
2022/10/31			Global Equity Ratings	
2022/10/05			Global Equity Ratings	