

# ELIA GROUP FUTURE (ELIF) - EUX/202512

2024/07/29 18:35:17

Price  
**98.0533** EUR

Difference  0.80% (0.78)

### General attributes

Symbol	ELIFZ25
Exchange	Eurex
Currency	EUR
Security type	Future
Underlying	ELIA GROUP SA
Maturity	12-2025
Contract size	100

### Market data

Bid (Bid size)	- EUR (-)
Ask (Ask size)	- EUR (-)
Open	98.0533 EUR
High	98.0533 EUR
Low	98.0533 EUR
Close (prev. day)	97.2718 EUR
Underlying	ELIA GROUP SA
Underlying price (date)	96.35 (24/07/30)
Settlement price (date)	98.05 (24/07/29)
Open Interest	0

### Performance and Risk

	6m	1Y	3Y
Perf (%)	-12.90%	-16.90%	-
Perf (abs.)	-14.53	-19.94	-
Beta	-	-	-
Volatility	26.39	27.17	-

### Futures and Options

Related Futures	-
Related Options	-

5Y








Information about previous performance does not guarantee future performance.  
Source: FactSet

### Price data

Ø price 5 days   Ø volume 5 days (pcs.)	96.3133 EUR (0)
Ø price 30 days   Ø volume 30 days (pcs.)	93.1979 EUR (0)
Ø price 100 days   Ø volume 100 days (pcs.)	96.7800 EUR (0)
Ø price 250 days   Ø volume 250 days (pcs.)	102.2547 EUR (0)
YTD High   date	120.3640 EUR (2024/01/12)
YTD Low   date	88.2640 EUR (2024/07/02)
52 Weeks High   date	120.3640 EUR (2024/01/12)
52 Weeks Low   date	88.2640 EUR (2024/07/02)

### Recent Research

on sector		on market	
Date		Headline	Download
2024/07/30		Akciové trhy - denní zpráva	
2024/07/29		Akciové trhy - denní zpráva	
2024/07/26		Akciové trhy - denní zpráva	
2024/07/25		Akciové trhy - denní zpráva	
2024/07/24		Global Equity Ratings	