

EVONIK INDUSTRIES AG FUTURE (EVKF) - EUX/202512

2024/07/26 18:35:14

Price
18.9504 EUR

Difference  **-0.39% (-0.08)**

General attributes

Symbol	EVKFZ25
Exchange	Eurex
Currency	EUR
Security type	Future
Underlying	EVONIK INDUSTRIES AG
Maturity	12-2025
Contract size	100

Market data

Bid (Bid size)	- EUR (-)
Ask (Ask size)	- EUR (-)
Open	18.9504 EUR
High	18.9504 EUR
Low	18.9504 EUR
Close (prev. day)	19.0255 EUR
Underlying	EVONIK INDUSTRIES AG
Underlying price (date)	18.925 (24/07/26)
Settlement price (date)	18.95 (24/07/26)
Open Interest	0

Performance and Risk

	6m	1Y	3Y
Perf (%)	+13.98%	+2.82%	-
Perf (abs.)	+2.32	+0.52	-
Beta	-	-	-
Volatility	19.58	20.41	-

Futures and Options

Related Futures	-
Related Options	-













Information about previous performance does not guarantee future performance.
Source: FactSet

Price data

Ø price 5 days Ø volume 5 days (pcs.)	18.9619 EUR (0)
Ø price 30 days Ø volume 30 days (pcs.)	19.1257 EUR (0)
Ø price 100 days Ø volume 100 days (pcs.)	18.5798 EUR (0)
Ø price 250 days Ø volume 250 days (pcs.)	17.6394 EUR (0)
YTD High date	19.9643 EUR (2024/05/15)
YTD Low date	15.9916 EUR (2024/01/17)
52 Weeks High date	19.9643 EUR (2024/05/15)
52 Weeks Low date	15.4903 EUR (2023/10/25)

Recent Research

on sector		on market	
Date		Headline	Download
2024/07/24		Global Equity Ratings	
2024/07/12		Global Equity Ratings	
2024/06/21		Global Equity Ratings	
2024/06/14		Global Equity Ratings	
2024/05/29		Global Equity Ratings	

5Y