

## EVONIK INDUSTRIES AG FUTURE (EVKF) - EUX/202512

2024/04/22 18:36:16

Price  
**18.6633** EURDifference  0.78% (0.14)

## General attributes

Symbol	EVKFZ25
Exchange	Eurex
Currency	EUR
Security type	Future
Underlying	EVONIK INDUSTRIES AG
Maturity	12-2025
Contract size	100

## Market data

Bid (Bid size)	- EUR (-)
Ask (Ask size)	- EUR (-)
Open	18.6633 EUR
High	18.6633 EUR
Low	18.6633 EUR
Close (prev. day)	18.5194 EUR
Underlying	EVONIK INDUSTRIES AG
Underlying price (date)	19.20 (24/04/23)
Settlement price (date)	18.66 (24/04/22)
Open Interest	0

## Performance and Risk

	6m	1Y	3Y
Perf (%)	+16.72%	+0.25%	-
Perf (abs.)	+2.67	+0.05	-
Beta	-	-	-
Volatility	22.27	23.95	-

## Futures and Options

Related Futures	-
Related Options	-












Information about previous performance does not guarantee future performance.  
Source: FactSet

## Price data

Ø price 5 days   Ø volume 5 days (pcs.)	18.5185 EUR (0)
Ø price 30 days   Ø volume 30 days (pcs.)	17.5007 EUR (0)
Ø price 100 days   Ø volume 100 days (pcs.)	16.9772 EUR (0)
Ø price 250 days   Ø volume 250 days (pcs.)	17.3357 EUR (0)
YTD High   date	18.6633 EUR (2024/04/22)
YTD Low   date	15.9916 EUR (2024/01/17)
52 Weeks High   date	19.3037 EUR (2023/05/24)
52 Weeks Low   date	15.4903 EUR (2023/10/25)

## Recent Research

on sector	on market		
Date		Headline	Download
2024/04/03		Global Equity Ratings	
2024/03/13		Global Equity Ratings	
2024/02/22		Global Equity Ratings	
2024/02/14		Global Equity Ratings	
2024/01/23		Global Equity Ratings	