

# FAURECIA S.A. FUTURE (FAUF) - EUX/202512

2024/07/16 18:50:17

Price  
**11.0553** EUR

Difference  -1.37% (-0.15)

### General attributes

Symbol	FAUFZ25
Exchange	Eurex
Currency	EUR
Security type	Future
Underlying	FORVIA SE
Maturity	12-2025
Contract size	100

### Market data

Bid (Bid size)	- EUR (-)
Ask (Ask size)	- EUR (-)
Open	11.0553 EUR
High	11.0553 EUR
Low	11.0553 EUR
Close (prev. day)	11.209 EUR
Underlying	FORVIA SE
Underlying price (date)	11.025 (24/07/16)
Settlement price (date)	11.06 (24/07/16)
Open Interest	0

### Performance and Risk

	6m	1Y	3Y
Perf (%)	-42.88%	-53.98%	-
Perf (abs.)	-8.41	-13.15	-
Beta	-	-	-
Volatility	53.58	47.95	-

### Futures and Options

Related Futures	-
Related Options	-

5Y












Information about previous performance does not guarantee future performance.  
Source: FactSet

### Price data

Ø price 5 days   Ø volume 5 days (pcs.)	11.0292 EUR (0)
Ø price 30 days   Ø volume 30 days (pcs.)	12.1130 EUR (0)
Ø price 100 days   Ø volume 100 days (pcs.)	13.8194 EUR (0)
Ø price 250 days   Ø volume 250 days (pcs.)	16.7849 EUR (0)
YTD High   date	20.6298 EUR (2024/01/08)
YTD Low   date	10.6249 EUR (2024/07/09)
52 Weeks High   date	25.9312 EUR (2023/07/24)
52 Weeks Low   date	10.6249 EUR (2024/07/09)

### Recent Research

on sector		on market	
Date		Headline	Download
2024/07/12		Global Equity Ratings	
2024/06/24		Pilulka Lékárny	
2024/06/21		Global Equity Ratings	
2024/06/14		Global Equity Ratings	
2024/05/29		Global Equity Ratings	