

FRESENIUS SE & CO. KGAA FUTURE (FREH) - EUX/202512

2024/08/15 18:48:02

Price
32.4467 EUR

Difference  -0.14% (-0.04)

General attributes

Symbol	FREHZ25
Exchange	Eurex
Currency	EUR
Security type	Future
Underlying	FRESENIUS SE & CO. KGAA
Maturity	12-2025
Contract size	100

Market data

Bid (Bid size)	- EUR (-)
Ask (Ask size)	- EUR (-)
Open	32.4467 EUR
High	32.4467 EUR
Low	32.4467 EUR
Close (prev. day)	32.4909 EUR
Underlying	FRESENIUS SE & CO. KGAA
Underlying price (date)	31.94 (24/08/16)
Settlement price (date)	32.45 (24/08/15)
Open Interest	0

Performance and Risk

	6m	1Y	3Y
Perf (%)	+18.19%	+3.04%	-
Perf (abs.)	+4.99	+0.96	-
Beta	-	-	-
Volatility	23.36	24.72	-

Futures and Options

Related Futures	-
Related Options	-

5Y












Information about previous performance does not guarantee future performance.
Source: FactSet

Price data

Ø price 5 days Ø volume 5 days (pcs.)	32.0912 EUR (0)
Ø price 30 days Ø volume 30 days (pcs.)	31.5866 EUR (0)
Ø price 100 days Ø volume 100 days (pcs.)	29.6942 EUR (0)
Ø price 250 days Ø volume 250 days (pcs.)	28.8586 EUR (0)
YTD High date	34.2263 EUR (2024/07/31)
YTD Low date	25.5093 EUR (2024/03/25)
52 Weeks High date	34.2263 EUR (2024/07/31)
52 Weeks Low date	25.2950 EUR (2023/10/31)

Recent Research

on underlying	on sector	on market	
Date		Headline	Download
2022/05/04		Global Equity Ratings	
2022/04/27		Global Equity Ratings	
2022/04/14		Global Equity Ratings	
2022/03/29		Global Equity Ratings	
2022/03/10		Global Equity Ratings	