

# BILFINGER SE FUTURE (GBFH) - EUX/202512

2024/09/17 18:45:56

**Price**  
46.1594 EUR

**Difference**  -0.01% (-0.00)

### General attributes

Symbol	GBFHZ25
Exchange	Eurex
Currency	EUR
Security type	Future
Underlying	BILFINGER SE
Maturity	12-2025
Contract size	100

### Market data

Bid (Bid size)	- EUR (-)
Ask (Ask size)	- EUR (-)
Open	46.1594 EUR
High	46.1594 EUR
Low	46.1594 EUR
Close (prev. day)	46.1629 EUR
Underlying	BILFINGER SE
Underlying price (date)	46.00 (24/09/18)
Settlement price (date)	46.16 (24/09/17)
Open Interest	0

### Performance and Risk

	6m	1Y	3Y
Perf (%)	+4.86%	+36.32%	-
Perf (abs.)	+2.14	+12.30	-
Beta	-	-	-
Volatility	25.00	27.21	-

### Futures and Options

Related Futures	-
Related Options	-

5Y












Information about previous performance does not guarantee future performance.  
Source: FactSet

### Price data

Ø price 5 days   Ø volume 5 days (pcs.)	46.2227 EUR (0)
Ø price 30 days   Ø volume 30 days (pcs.)	47.8625 EUR (0)
Ø price 100 days   Ø volume 100 days (pcs.)	49.4118 EUR (0)
Ø price 250 days   Ø volume 250 days (pcs.)	42.5640 EUR (0)
YTD High   date	53.0669 EUR (2024/06/10)
YTD Low   date	33.3430 EUR (2024/01/03)
52 Weeks High   date	53.0669 EUR (2024/06/10)
52 Weeks Low   date	31.6781 EUR (2023/09/26)

### Recent Research

on sector		on market	
Date		Headline	Download
2024/09/11		Global Equity Ratings	
2024/09/05		Global Equity Ratings	
2024/08/12		Global Equity Ratings	
2024/07/24		Global Equity Ratings	
2024/07/12		Global Equity Ratings	