

# BILFINGER SE FUTURE (GBFH) - EUX/202512

2024/07/16 18:50:27

Price  
**50.4066** EUR

Difference  0.83% (0.42)

### General attributes

Symbol	GBFHZ25
Exchange	Eurex
Currency	EUR
Security type	Future
Underlying	BILFINGER SE
Maturity	12-2025
Contract size	100

### Market data

Bid (Bid size)	- EUR (-)
Ask (Ask size)	- EUR (-)
Open	50.4066 EUR
High	50.4066 EUR
Low	50.4066 EUR
Close (prev. day)	49.9897 EUR
Underlying	BILFINGER SE
Underlying price (date)	50.50 (24/07/17)
Settlement price (date)	50.41 (24/07/16)
Open Interest	0

### Performance and Risk

	6m	1Y	3Y
Perf (%)	+37.23%	+36.79%	-
Perf (abs.)	+13.67	+13.56	-
Beta	-	-	-
Volatility	29.01	27.23	-

### Futures and Options

Related Futures	-
Related Options	-

5Y












Information about previous performance does not guarantee future performance.  
Source: FactSet

### Price data

Ø price 5 days   Ø volume 5 days (pcs.)	50.1257 EUR (0)
Ø price 30 days   Ø volume 30 days (pcs.)	50.6721 EUR (0)
Ø price 100 days   Ø volume 100 days (pcs.)	46.5425 EUR (0)
Ø price 250 days   Ø volume 250 days (pcs.)	39.7017 EUR (0)
YTD High   date	53.0669 EUR (2024/06/10)
YTD Low   date	33.3430 EUR (2024/01/03)
52 Weeks High   date	53.0669 EUR (2024/06/10)
52 Weeks Low   date	31.0622 EUR (2023/08/21)

### Recent Research

on sector		on market	
Date		Headline	Download
2024/07/12		Global Equity Ratings	
2024/06/21		Global Equity Ratings	
2024/06/14		Global Equity Ratings	
2024/05/29		Global Equity Ratings	
2024/04/26		Global Equity Ratings	