

SES GLOBAL S.A. FUTURE (SESF) - EUX/202512

2024/06/26 18:33:30

Price
4.3257 EUR

Difference  -0.59% (-0.03)

General attributes

Symbol	SESFZ25
Exchange	Eurex
Currency	EUR
Security type	Future
Underlying	SES S.A.
Maturity	12-2025
Contract size	100

Market data

Bid (Bid size)	- EUR (-)
Ask (Ask size)	- EUR (-)
Open	4.3257 EUR
High	4.3257 EUR
Low	4.3257 EUR
Close (prev. day)	4.3514 EUR
Underlying	SES S.A.
Underlying price (date)	4.828 (24/06/26)
Settlement price (date)	4.33 (24/06/26)
Open Interest	0

Performance and Risk

	6m	1Y	3Y
Perf (%)	-16.95%	-9.66%	-
Perf (abs.)	-0.88	-0.46	-
Beta	-	-	-
Volatility	46.28	43.58	-

Futures and Options

Related Futures	-
Related Options	-

5Y












Information about previous performance does not guarantee future performance.
Source: FactSet

Price data

Ø price 5 days Ø volume 5 days (pcs.)	4.3430 EUR (0)
Ø price 30 days Ø volume 30 days (pcs.)	4.6167 EUR (0)
Ø price 100 days Ø volume 100 days (pcs.)	4.9493 EUR (0)
Ø price 250 days Ø volume 250 days (pcs.)	5.1801 EUR (0)
YTD High date	5.6881 EUR (2024/02/27)
YTD Low date	4.0498 EUR (2024/05/03)
52 Weeks High date	6.4325 EUR (2023/08/09)
52 Weeks Low date	4.0498 EUR (2024/05/03)

Recent Research

on sector		on market	
Date		Headline	Download
2024/06/21		Global Equity Ratings	
2024/06/14		Global Equity Ratings	
2024/05/29		Global Equity Ratings	
2024/04/26		Global Equity Ratings	
2024/04/03		Global Equity Ratings	