

# MTU AERO ENGINES AG FUTURE (MTXF) - EUX/202512

2024/10/18 19:07:20

**Price**  
319.9112 EUR

**Difference**  -0.58% (-1.86)

### General attributes

|               |                     |
|---------------|---------------------|
| Symbol        | MTXFZ25             |
| Exchange      | Eurex               |
| Currency      | EUR                 |
| Security type | Future              |
| Underlying    | MTU AERO ENGINES AG |
| Maturity      | 12-2025             |
| Contract size | 100                 |

### Market data

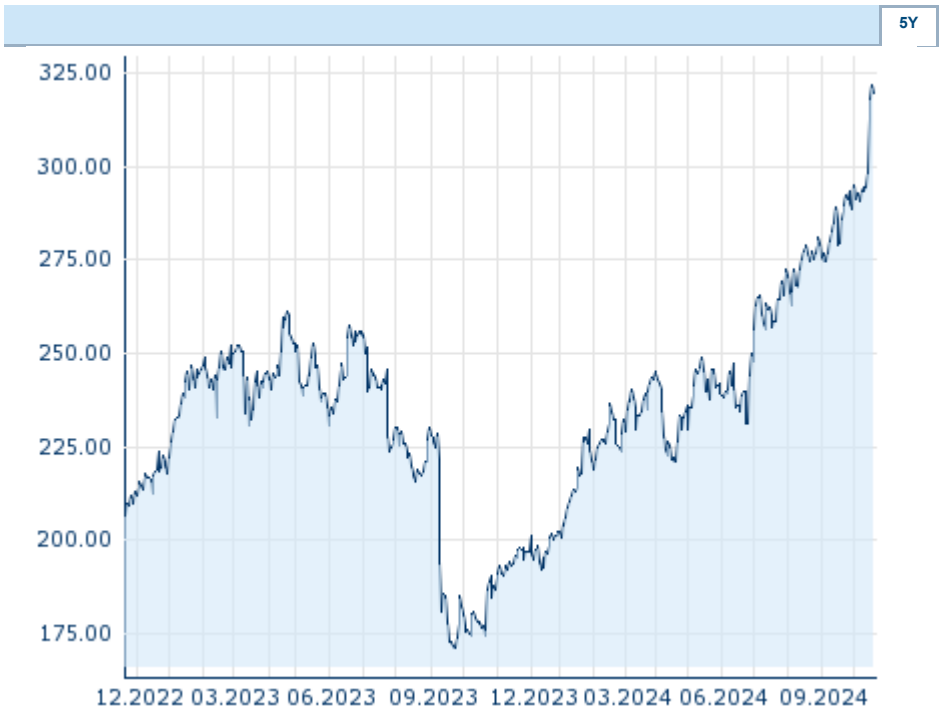
|                         |                     |
|-------------------------|---------------------|
| Bid (Bid size)          | - EUR (-)           |
| Ask (Ask size)          | - EUR (-)           |
| Open                    | 319.9112 EUR        |
| High                    | 319.9112 EUR        |
| Low                     | 319.9112 EUR        |
| Close (prev. day)       | 321.7745 EUR        |
| Underlying              | MTU AERO ENGINES AG |
| Underlying price (date) | 311.00 (24/10/18)   |
| Settlement price (date) | 319.91 (24/10/18)   |
| Open Interest           | 0                   |

### Performance and Risk

|             | 6m      | 1Y      | 3Y |
|-------------|---------|---------|----|
| Perf (%)    | +43.91% | +81.21% | -  |
| Perf (abs.) | +97.60  | +143.37 | -  |
| Beta        | -       | -       | -  |
| Volatility  | 23.33   | 22.61   | -  |

### Futures and Options








|                 |   |
|-----------------|---|
| Related Futures | - |
| Related Options | - |



### Price data

|   |                           |
|---|---------------------------|
| Ø price 5 days   Ø volume 5 days (pcs.)     | 314.0866 EUR (0)          |
| Ø price 30 days   Ø volume 30 days (pcs.)   | 293.0027 EUR (0)          |
| Ø price 100 days   Ø volume 100 days (pcs.) | 270.1205 EUR (0)          |
| Ø price 250 days   Ø volume 250 days (pcs.) | 240.0801 EUR (0)          |
| YTD High   date                             | 321.7745 EUR (2024/10/17) |
| YTD Low   date                              | 200.7791 EUR (2024/01/03) |
| 52 Weeks High   date                        | 321.7745 EUR (2024/10/17) |
| 52 Weeks Low   date                         | 174.3237 EUR (2023/10/20) |

### Recent Research

| on sector  |   | on market             |   |
|------------|---|-----------------------|---|
| Date       |   | Headline              | Download  |
| 2024/09/27 |  | Global Equity Ratings |  |
| 2024/09/11 |  | Global Equity Ratings |  |
| 2024/09/05 |  | Global Equity Ratings |  |
| 2024/08/12 |  | Global Equity Ratings |  |
| 2024/07/24 |  | Global Equity Ratings |  |