

MTU AERO ENGINES AG FUTURE (MTXF) - EUX/202512

2024/08/07 18:43:23

Price
272.617 EUR

Difference  2.23% (5.93)

General attributes

Symbol	MTXFZ25
Exchange	Eurex
Currency	EUR
Security type	Future
Underlying	MTU AERO ENGINES AG
Maturity	12-2025
Contract size	100

Market data

Bid (Bid size)	- EUR (-)
Ask (Ask size)	- EUR (-)
Open	272.617 EUR
High	272.617 EUR
Low	272.617 EUR
Close (prev. day)	266.6829 EUR
Underlying	MTU AERO ENGINES AG
Underlying price (date)	259.30 (24/08/08)
Settlement price (date)	272.62 (24/08/07)
Open Interest	0

Performance and Risk

	6m	1Y	3Y
Perf (%)	+20.63%	+19.00%	-
Perf (abs.)	+46.62	+43.52	-
Beta	-	-	-
Volatility	24.56	28.13	-

Futures and Options

Related Futures	-
Related Options	-

5Y












Information about previous performance does not guarantee future performance.
Source: FactSet

Price data

Ø price 5 days Ø volume 5 days (pcs.)	267.974 EUR (0)
Ø price 30 days Ø volume 30 days (pcs.)	262.198 EUR (0)
Ø price 100 days Ø volume 100 days (pcs.)	244.791 EUR (0)
Ø price 250 days Ø volume 250 days (pcs.)	221.014 EUR (0)
YTD High date	272.712 EUR (2024/07/31)
YTD Low date	200.779 EUR (2024/01/03)
52 Weeks High date	272.712 EUR (2024/07/31)
52 Weeks Low date	171.187 EUR (2023/09/21)

Recent Research

on sector		on market	
Date		Headline	Download
2024/07/24		Global Equity Ratings	
2024/07/12		Global Equity Ratings	
2024/06/21		Global Equity Ratings	
2024/06/14		Global Equity Ratings	
2024/05/29		Global Equity Ratings	