

FORBO HOLDING AG FUTURE (FORF) - EUX/202512

2024/08/16 19:01:25

Price
881.4517 CHFDifference  -0.24% (-2.16)

General attributes

Symbol	FORFZ25
Exchange	Eurex
Currency	CHF
Security type	Future
Underlying	FORBO HOLDING AG
Maturity	12-2025
Contract size	10

Market data

Bid (Bid size)	- CHF (-)
Ask (Ask size)	- CHF (-)
Open	881.4517 CHF
High	881.4517 CHF
Low	881.4517 CHF
Close (prev. day)	883.6077 CHF
Underlying	FORBO HOLDING AG
Underlying price (date)	890.00 (24/08/16)
Settlement price (date)	881.45 (24/08/16)
Open Interest	0

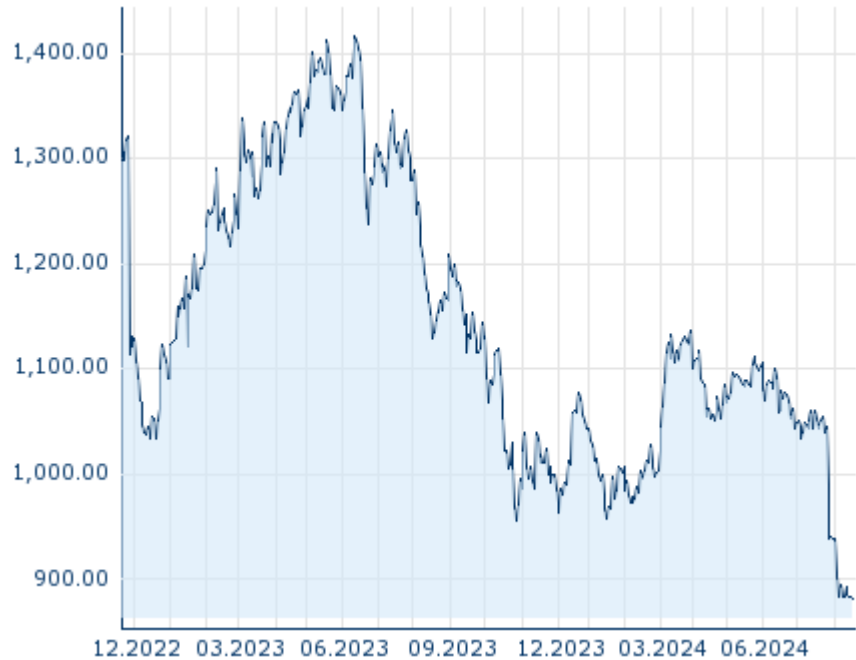
Performance and Risk

	6m	1Y	3Y
Perf (%)	-11.61%	-23.55%	-
Perf (abs.)	-115.79	-271.53	-
Beta	-	-	-
Volatility	21.44	23.45	-

Futures and Options

Related Futures	-
Related Options	-

5Y












Information about previous performance does not guarantee future performance.
Source: FactSet

Price data

Ø price 5 days Ø volume 5 days (pcs.)	885.6072 CHF (0)
Ø price 30 days Ø volume 30 days (pcs.)	973.9767 CHF (0)
Ø price 100 days Ø volume 100 days (pcs.)	1,048.3294 CHF (0)
Ø price 250 days Ø volume 250 days (pcs.)	1,049.6480 CHF (0)
YTD High date	1,136.8644 CHF (2024/03/28)
YTD Low date	881.4517 CHF (2024/08/16)
52 Weeks High date	1,208.8225 CHF (2023/08/31)
52 Weeks Low date	881.4517 CHF (2024/08/16)

Recent Research

on sector		on market	
Date		Headline	Download
2024/08/12		Global Equity Ratings	
2024/07/24		Global Equity Ratings	
2024/07/12		Global Equity Ratings	
2024/06/21		Global Equity Ratings	
2024/06/14		Global Equity Ratings	