

## VINCI S.A. FUTURE (SQUH) - EUX/202512

2024/09/17 18:46:16

Price  
**110.0169** EURDifference  0.95% (1.03)

## General attributes

Symbol	SQUHZ25
Exchange	Eurex
Currency	EUR
Security type	Future
Underlying	VINCI SA
Maturity	12-2025
Contract size	100

## Market data

Bid (Bid size)	- EUR (-)
Ask (Ask size)	- EUR (-)
Open	110.0169 EUR
High	110.0169 EUR
Low	110.0169 EUR
Close (prev. day)	108.9846 EUR
Underlying	VINCI SA
Underlying price (date)	110.45 (24/09/18)
Settlement price (date)	110.02 (24/09/17)
Open Interest	0

## Performance and Risk

	6m	1Y	3Y
Perf (%)	-4.43%	+1.99%	-
Perf (abs.)	-5.10	+2.14	-
Beta	-	-	-
Volatility	21.46	18.48	-

## Futures and Options

Related Futures	-
Related Options	-












Information about previous performance does not guarantee future performance.  
Source: FactSet

## Price data

Ø price 5 days   Ø volume 5 days (pcs.)	108.9405 EUR (0)
Ø price 30 days   Ø volume 30 days (pcs.)	106.3302 EUR (0)
Ø price 100 days   Ø volume 100 days (pcs.)	107.4765 EUR (0)
Ø price 250 days   Ø volume 250 days (pcs.)	109.6274 EUR (0)
YTD High   date	118.1238 EUR (2024/03/27)
YTD Low   date	98.3667 EUR (2024/06/14)
52 Weeks High   date	118.1238 EUR (2024/03/27)
52 Weeks Low   date	98.3667 EUR (2024/06/14)

## Recent Research

on underlying	on sector	on market	
Date		Headline	Download
2024/09/11		Global Equity Ratings	
2024/09/05		Global Equity Ratings	
2024/08/12		Global Equity Ratings	
2024/07/24		Global Equity Ratings	
2024/07/12		Global Equity Ratings	