

SAP SE FUTURE (SAPJ) - EUX/202512

2024/07/19 19:04:20

Price
188.6334 EURDifference  0.51% (0.95)

General attributes

Symbol	SAPJZ25
Exchange	Eurex
Currency	EUR
Security type	Future
Underlying	SAP SE
Maturity	12-2025
Contract size	100

Market data

Bid (Bid size)	- EUR (-)
Ask (Ask size)	- EUR (-)
Open	188.6334 EUR
High	188.6334 EUR
Low	188.6334 EUR
Close (prev. day)	187.681 EUR
Underlying	SAP SE
Underlying price (date)	181.26 (24/07/22)
Settlement price (date)	188.63 (24/07/19)
Open Interest	0

Performance and Risk

	6m	1Y	3Y
Perf (%)	+22.67%	+38.86%	-
Perf (abs.)	+34.87	+52.79	-
Beta	-	-	-
Volatility	25.21	22.82	-

Futures and Options

Related Futures	-
Related Options	-












Information about previous performance does not guarantee future performance.
Source: FactSet

Price data

Ø price 5 days Ø volume 5 days (pcs.)	191.5019 EUR (0)
Ø price 30 days Ø volume 30 days (pcs.)	190.7906 EUR (0)
Ø price 100 days Ø volume 100 days (pcs.)	183.9581 EUR (0)
Ø price 250 days Ø volume 250 days (pcs.)	159.8370 EUR (0)
YTD High date	197.7726 EUR (2024/06/28)
YTD Low date	140.3901 EUR (2024/01/04)
52 Weeks High date	197.7726 EUR (2024/06/28)
52 Weeks Low date	126.4769 EUR (2023/07/26)

Recent Research

on underlying	on sector	on market	
Date		Headline	Download
2024/07/12		Global Equity Ratings	
2024/06/21		Global Equity Ratings	
2024/06/14		Global Equity Ratings	
2024/05/29		Global Equity Ratings	
2024/04/26		Global Equity Ratings	