

SAP SE FUTURE (SAPJ) - EUX/202512

2024/07/16 18:51:03

Price
195.0486 EUR

Difference  -0.30% (-0.59)

General attributes

Symbol	SAPJZ25
Exchange	Eurex
Currency	EUR
Security type	Future
Underlying	SAP SE
Maturity	12-2025
Contract size	100

Market data

Bid (Bid size)	- EUR (-)
Ask (Ask size)	- EUR (-)
Open	195.0486 EUR
High	195.0486 EUR
Low	195.0486 EUR
Close (prev. day)	195.634 EUR
Underlying	SAP SE
Underlying price (date)	185.68 (24/07/17)
Settlement price (date)	195.05 (24/07/16)
Open Interest	0

Performance and Risk

	6m	1Y	3Y
Perf (%)	+31.03%	+42.40%	-
Perf (abs.)	+46.19	+58.08	-
Beta	-	-	-
Volatility	24.99	22.67	-

Futures and Options

Related Futures	-
Related Options	-












Information about previous performance does not guarantee future performance.
Source: FactSet

Price data

Ø price 5 days Ø volume 5 days (pcs.)	195.0765 EUR (0)
Ø price 30 days Ø volume 30 days (pcs.)	190.1978 EUR (0)
Ø price 100 days Ø volume 100 days (pcs.)	183.6558 EUR (0)
Ø price 250 days Ø volume 250 days (pcs.)	159.1082 EUR (0)
YTD High date	197.7726 EUR (2024/06/28)
YTD Low date	140.3901 EUR (2024/01/04)
52 Weeks High date	197.7726 EUR (2024/06/28)
52 Weeks Low date	126.4769 EUR (2023/07/26)

Recent Research

on underlying	on sector	on market	
Date		Headline	Download
2024/07/12		Global Equity Ratings	
2024/06/21		Global Equity Ratings	
2024/06/14		Global Equity Ratings	
2024/05/29		Global Equity Ratings	
2024/04/26		Global Equity Ratings	