

## SAP SE FUTURE (SAPJ) - EUX/202512

2024/04/26 18:31:58

Price  
179.9891 EURDifference  2.26% (3.97)

## General attributes

|               |         |
|---------------|---------|
| Symbol        | SAPJZ25 |
| Exchange      | Eurex   |
| Currency      | EUR     |
| Security type | Future  |
| Underlying    | SAP SE  |
| Maturity      | 12-2025 |
| Contract size | 100     |

## Market data

|                         |                   |
|-------------------------|-------------------|
| Bid (Bid size)          | - EUR (-)         |
| Ask (Ask size)          | - EUR (-)         |
| Open                    | 179.9891 EUR      |
| High                    | 179.9891 EUR      |
| Low                     | 179.9891 EUR      |
| Close (prev. day)       | 176.0193 EUR      |
| Underlying              | SAP SE            |
| Underlying price (date) | 174.00 (24/04/26) |
| Settlement price (date) | 179.99 (24/04/26) |
| Open Interest           | 0                 |

## Performance and Risk

|             | 6m      | 1Y      | 3Y |
|-------------|---------|---------|----|
| Perf (%)    | +37.42% | +41.08% | -  |
| Perf (abs.) | +49.01  | +52.41  | -  |
| Beta        | -       | -       | -  |
| Volatility  | 22.62   | 21.31   | -  |

## Futures and Options

|                 |   |
|-----------------|---|
| Related Futures | - |
| Related Options | - |

5Y










Information about previous performance does not guarantee future performance.  
Source: FactSet

## Price data

|   |                           |
|---|---------------------------|
| Ø price 5 days   Ø volume 5 days (pcs.)     | 177.9996 EUR (0)          |
| Ø price 30 days   Ø volume 30 days (pcs.)   | 180.4848 EUR (0)          |
| Ø price 100 days   Ø volume 100 days (pcs.) | 166.9168 EUR (0)          |
| Ø price 250 days   Ø volume 250 days (pcs.) | 146.7536 EUR (0)          |
| YTD High   date                             | 189.1770 EUR (2024/03/26) |
| YTD Low   date                              | 140.3901 EUR (2024/01/04) |
| 52 Weeks High   date                        | 189.1770 EUR (2024/03/26) |
| 52 Weeks Low   date                         | 126.4769 EUR (2023/07/26) |

## Recent Research

| on underlying | on sector   | on market             |   |
|---------------|---|-----------------------|---|
| Date          |   | Headline              | Download  |
| 2024/04/26    |  | Global Equity Ratings |  |
| 2024/04/03    |  | Global Equity Ratings |  |
| 2024/03/13    |  | Global Equity Ratings |  |
| 2024/02/22    |  | Global Equity Ratings |  |
| 2024/02/14    |  | Global Equity Ratings |  |