

SAFRAN FUTURE (SEJF) - EUX/202512

2024/07/16 18:51:04

Price
211.5307 EURDifference  0.79% (1.67)

General attributes

Symbol	SEJFZ25
Exchange	Eurex
Currency	EUR
Security type	Future
Underlying	SAFRAN SA
Maturity	12-2025
Contract size	100

Market data

Bid (Bid size)	- EUR (-)
Ask (Ask size)	- EUR (-)
Open	211.5307 EUR
High	211.5307 EUR
Low	211.5307 EUR
Close (prev. day)	209.8637 EUR
Underlying	SAFRAN SA
Underlying price (date)	202.80 (24/07/16)
Settlement price (date)	211.53 (24/07/16)
Open Interest	0

Performance and Risk

	6m	1Y	3Y
Perf (%)	+19.98%	+43.17%	-
Perf (abs.)	+34.95	+63.28	-
Beta	-	-	-
Volatility	19.49	18.37	-

Futures and Options

Related Futures	-
Related Options	-

5Y











Information about previous performance does not guarantee future performance.
Source: FactSet

Price data

Ø price 5 days Ø volume 5 days (pcs.)	212.2669 EUR (0)
Ø price 30 days Ø volume 30 days (pcs.)	212.7562 EUR (0)
Ø price 100 days Ø volume 100 days (pcs.)	213.3831 EUR (0)
Ø price 250 days Ø volume 250 days (pcs.)	184.3583 EUR (0)
YTD High date	226.8097 EUR (2024/05/27)
YTD Low date	164.3274 EUR (2024/01/03)
52 Weeks High date	226.8097 EUR (2024/05/27)
52 Weeks Low date	146.4468 EUR (2023/07/17)

Recent Research

on sector		on market	
Date		Headline	Download
2024/07/12		Global Equity Ratings	
2024/06/21		Global Equity Ratings	
2024/06/14		Global Equity Ratings	
2024/05/29		Global Equity Ratings	
2024/04/26		Global Equity Ratings	