

SIEMENS AG FUTURE (SIEH) - EUX/202512

2024/08/15 18:48:33

Price
165.8069 EURDifference  2.18% (3.54)

General attributes

Symbol	SIEHZ25
Exchange	Eurex
Currency	EUR
Security type	Future
Underlying	SIEMENS AG
Maturity	12-2025
Contract size	100

Market data

Bid (Bid size)	- EUR (-)
Ask (Ask size)	- EUR (-)
Open	165.8069 EUR
High	165.8069 EUR
Low	165.8069 EUR
Close (prev. day)	162.27 EUR
Underlying	SIEMENS AG
Underlying price (date)	162.98 (24/08/16)
Settlement price (date)	165.81 (24/08/15)
Open Interest	0

Performance and Risk

	6m	1Y	3Y
Perf (%)	-4.07%	+16.33%	-
Perf (abs.)	-7.04	+23.27	-
Beta	-	-	-
Volatility	26.86	24.97	-

Futures and Options

Related Futures	-
Related Options	-

5Y









Information about previous performance does not guarantee future performance.
Source: FactSet

Price data

Ø price 5 days Ø volume 5 days (pcs.)	162.0405 EUR (0)
Ø price 30 days Ø volume 30 days (pcs.)	172.6555 EUR (0)
Ø price 100 days Ø volume 100 days (pcs.)	178.5807 EUR (0)
Ø price 250 days Ø volume 250 days (pcs.)	165.4127 EUR (0)
YTD High date	194.7489 EUR (2024/05/10)
YTD Low date	156.8318 EUR (2024/08/06)
52 Weeks High date	194.7489 EUR (2024/05/10)
52 Weeks Low date	123.2412 EUR (2023/10/26)

Recent Research

on underlying	on sector	on market	
Date		Headline	Download
2024/08/12		Global Equity Ratings	
2024/07/24		Global Equity Ratings	
2024/07/12		Global Equity Ratings	
2024/06/21		Global Equity Ratings	
2024/06/14		Global Equity Ratings	