

## SIEMENS AG FUTURE (SIEH) - EUX/202512

2024/04/19 18:42:34

Price  
**178.8495** EURDifference  -1.47% (-2.67)

## General attributes

Symbol	SIEHZ25
Exchange	Eurex
Currency	EUR
Security type	Future
Underlying	SIEMENS AG
Maturity	12-2025
Contract size	100

## Market data

Bid (Bid size)	- EUR (-)
Ask (Ask size)	- EUR (-)
Open	178.8495 EUR
High	178.8495 EUR
Low	178.8495 EUR
Close (prev. day)	181.5226 EUR
Underlying	SIEMENS AG
Underlying price (date)	172.96 (24/04/19)
Settlement price (date)	178.85 (24/04/19)
Open Interest	0

## Performance and Risk

	6m	1Y	3Y
Perf (%)	+35.82%	+17.80%	-
Perf (abs.)	+47.88	+27.43	-
Beta	-	-	-
Volatility	22.87	23.39	-

## Futures and Options

Related Futures	-
Related Options	-

5Y












Information about previous performance does not guarantee future performance.  
Source: FactSet

## Price data

Ø price 5 days   Ø volume 5 days (pcs.)	179.8082 EUR (0)
Ø price 30 days   Ø volume 30 days (pcs.)	183.1485 EUR (0)
Ø price 100 days   Ø volume 100 days (pcs.)	172.8085 EUR (0)
Ø price 250 days   Ø volume 250 days (pcs.)	158.4148 EUR (0)
YTD High   date	191.7465 EUR (2024/03/15)
YTD Low   date	160.1813 EUR (2024/01/17)
52 Weeks High   date	191.7465 EUR (2024/03/15)
52 Weeks Low   date	123.2412 EUR (2023/10/26)

## Recent Research

on underlying	on sector	on market		
Date			Headline	Download
2024/04/03			Global Equity Ratings	
2024/03/13			Global Equity Ratings	
2024/02/22			Global Equity Ratings	
2024/02/14			Global Equity Ratings	
2024/01/23			Global Equity Ratings	